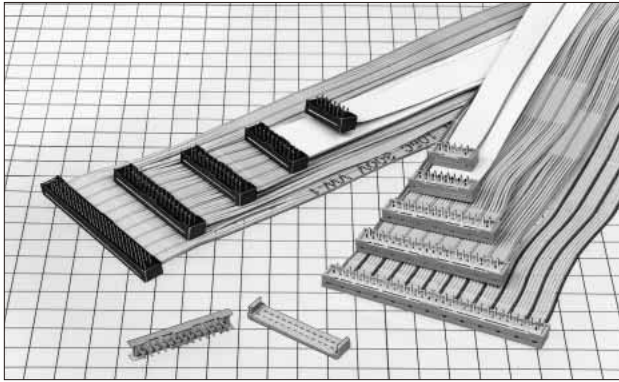


2.54mm Connectors Directly Mounted on Board

HIF2E Series



■ Features

1. Directly Mounted on Board

This connector can be directly mounted on the board using the 1.27mm pitch flat cable.

2. Variation in Number of Contacts

10, 14, 16, 20, 26, 30, 34, 40, 50, and 60 contacts, are available

3. Applicable Cable

The applicable cable is UL2651 28 AWG flat cable (7 cores/0.127mm, jacket dia. : 0.8 to 1.0mm).

■ Product Specifications

Rating	Current rating : 1A	Operating Temperature Range : -55 to +85°C (Note 1)	Storage Temperature Range : -10 to +60°C (Note 2)
	Voltage rating : 200V AC	Operating Moisture Range : 40 to 80%	Storage Humidity Range : 40 to 70% (Note 2)

Item	Specification	Condition
1. Insulation Resistance	1000MΩ min	500V DC
2. Withstanding voltage	No flashover or insulation breakdown.	650V AC/1 minute
3. Contact Resistance	15mΩ max	0.1A
4. Vibration	No electrical discontinuity of 1μs or more	Frequency: 10 to 55 Hz, single amplitude of 0.75 mm, 2 hours in each of the 3 directions.
5. Humidity (Steady state)	Insulation resistance : 1000MΩ min.	96 hours at temperature of 40°C and humidity of 90% to 95%
6. Temperature Cycle	No damage, cracks, or parts looseness.	(-65°C : 30 minutes → 15 to 35°C : 5 minutes max. 125°C : 30 minutes → 15 to 35°C : 5 minutes max.) 5 cycles
7. Resistance to Soldering heat	No deformation of components affecting performance.	Solder bath : 260°C for 10 seconds
		Manual soldering : 360°C for 5 seconds

Note 1 : Includes temperature rise caused by current flow.

Note 2 : The term "storage" refers to products stored for long period of time prior to mounting and use. Operating Temperature Range and Humidity range covers non conducting condition of installed connectors in storage, shipment or during transportation.

■ Materials / Finish

Part	Material	Finish		Remarks
Insulator	PBT	Black	HIF2E-*D-2.54R B	UL94V-0
		Gray	HIF2E-*D-2.54R A	
Contact	Copper alloy	Gold plated over nickel underplated		—

■ Product Number Structure

Refer to the chart below when determining the product specifications from the product number.

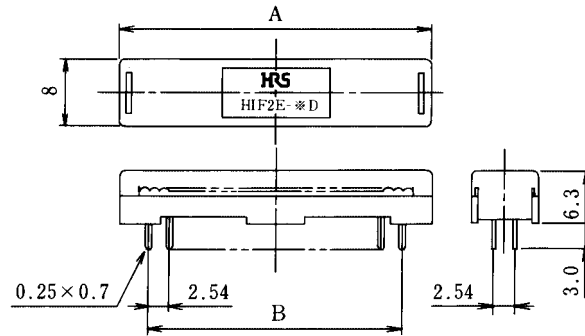
Please select from the product numbers listed in this catalog when placing orders.

HIF2E - ***** **D** - **2.54** **RB**

①
②
③
④
⑤

① Series Name : HIF2E	⑤ Connection method and contact plating type RB : Universal type circuit plated RA : Hirose original circuit plated
② Number of Contacts : 10, 14, 16, 20, 26, 30, 34, 40, 50, and 60	
③ Contact alignment : D : Double	
④ Contact Pitch : 2.54mm	

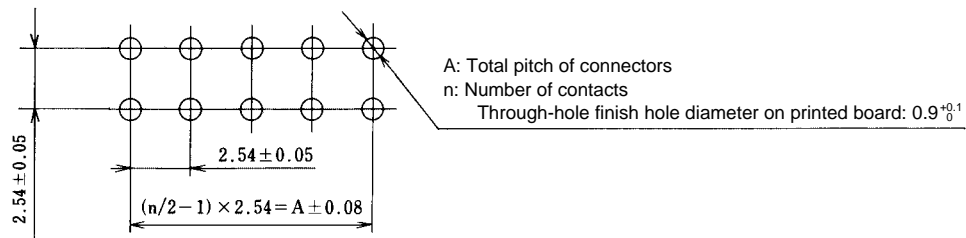
■ Combination Pattern



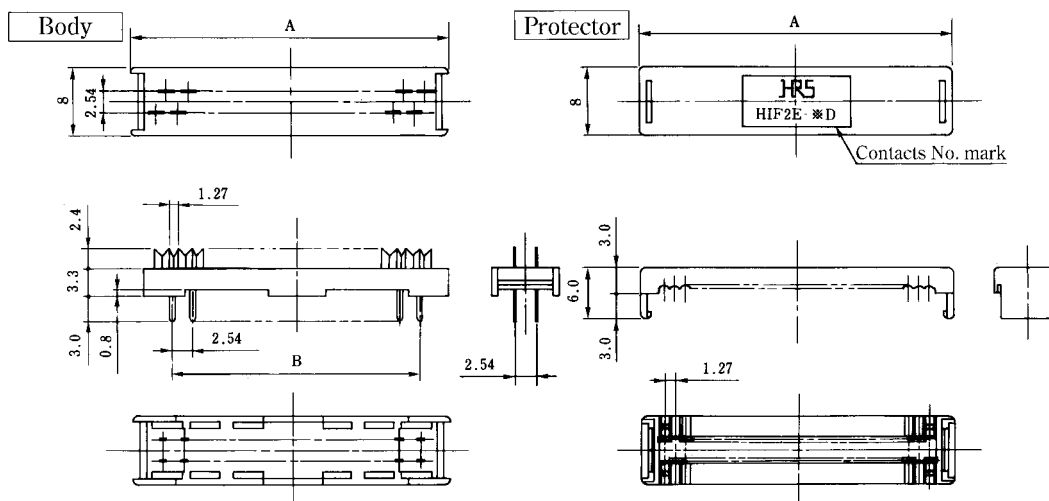
Unit : mm

	10 contacts	14 contacts	16 contacts	20 contacts	26 contacts	30 contacts	34 contacts	40 contacts	50 contacts	60 contacts
A	17.17	22.25	24.79	29.87	37.49	42.57	47.65	55.27	67.97	80.67
B	10.16	15.24	17.78	22.86	30.48	35.56	40.64	48.26	60.96	73.66

◆ PCB mounting pattern



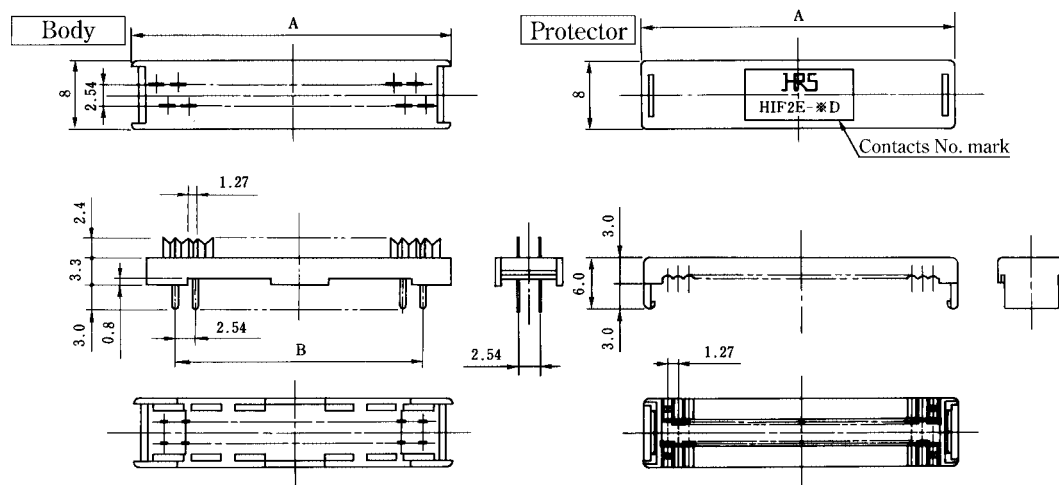
■Universal Circuit Type (Mold color: black)



Unit : mm

Part No.	HRS No.	No. of Contacts	A	B	RoHS
HIF2E-10D-2.54RB(20)	561-0601-1 20	10	17.17	10.16	YES
HIF2E-14D-2.54RB(20)	561-0602-4 20	14	22.25	15.24	
HIF2E-16D-2.54RB(20)	561-0603-7 20	16	24.79	17.78	
HIF2E-20D-2.54RB(20)	561-0604-0 20	20	29.87	22.86	
HIF2E-26D-2.54RB(20)	561-0605-2 20	26	37.49	30.48	
HIF2E-30D-2.54RB(20)	561-0606-5 20	30	42.57	35.56	
HIF2E-34D-2.54RB(20)	561-0607-8 20	34	47.65	40.64	
HIF2E-40D-2.54RB(20)	561-0608-0 20	40	55.27	48.26	
HIF2E-50D-2.54RB(20)	561-0609-3 20	50	67.97	60.96	
HIF2E-60D-2.54RB(20)	561-0610-2 20	60	80.67	73.66	

■Hirose Original Circuit Type (Mold color: gray)



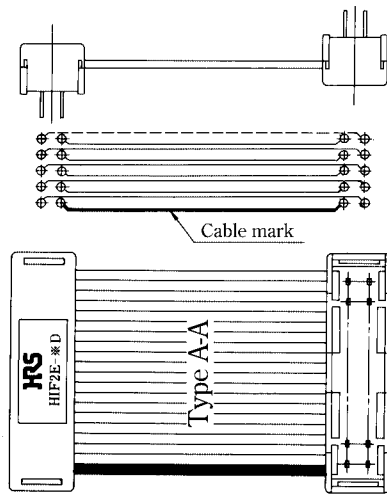
Unit : mm

Part No.	HRS No.	No. of Contacts	A	B	RoHS
HIF2E-10D-2.54RA(20)	561-0501-7 20	10	17.17	10.16	YES
HIF2E-14D-2.54RA(20)	561-0502-0 20	14	22.25	15.24	
HIF2E-16D-2.54RA(20)	561-0503-2 20	16	24.79	17.78	
HIF2E-20D-2.54RA(20)	561-0504-5 20	20	29.87	22.86	
HIF2E-26D-2.54RA(20)	561-0505-8 20	26	37.49	30.48	
HIF2E-30D-2.54RA(20)	561-0506-0 20	30	42.57	35.56	
HIF2E-34D-2.54RA(20)	561-0507-3 20	34	47.65	40.64	
HIF2E-40D-2.54RA(20)	561-0508-6 20	40	55.27	48.26	
HIF2E-50D-2.54RA(20)	561-0509-9 20	50	67.97	60.96	
HIF2E-60D-2.54RA(20)	561-0510-8 20	60	80.67	73.66	

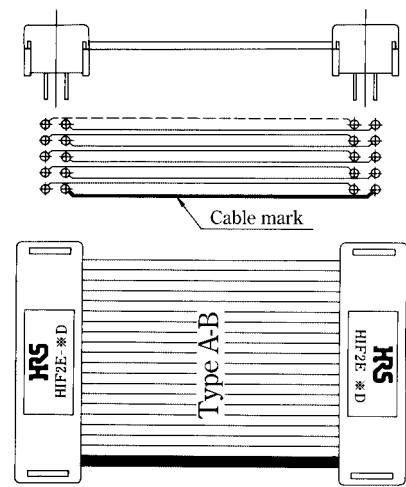
◆ Connection Circuit Diagram

HIF2E-∗D-2.54RB

● Type A-A

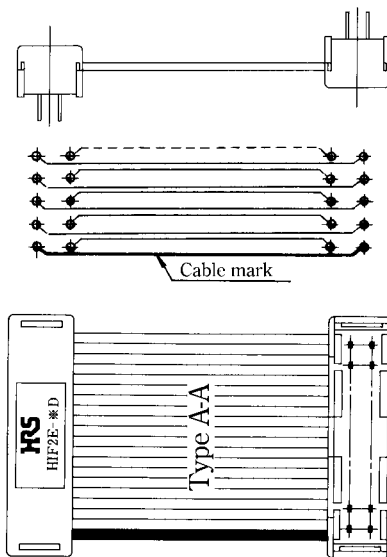


● Type A-B

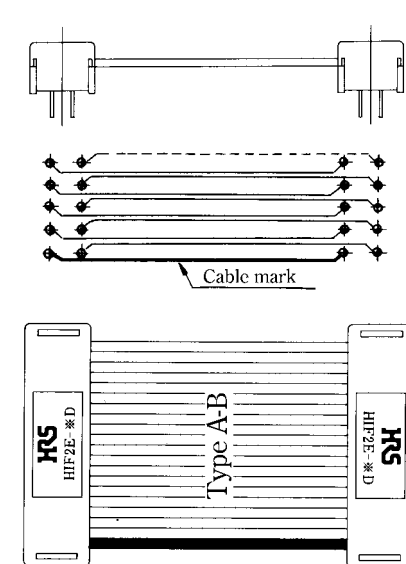


HIF2E-∗D-2.54RA

● Type A-A



● Type A-B



Note: In the above circuit connection diagram, the mark and character marking directions are optional.