

# S CN BN - J 1 1 50 - SO SPM

SUNTSU

CONNECTOR

BNC

Connector Type  
Jack

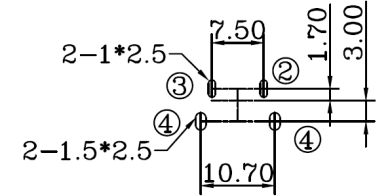
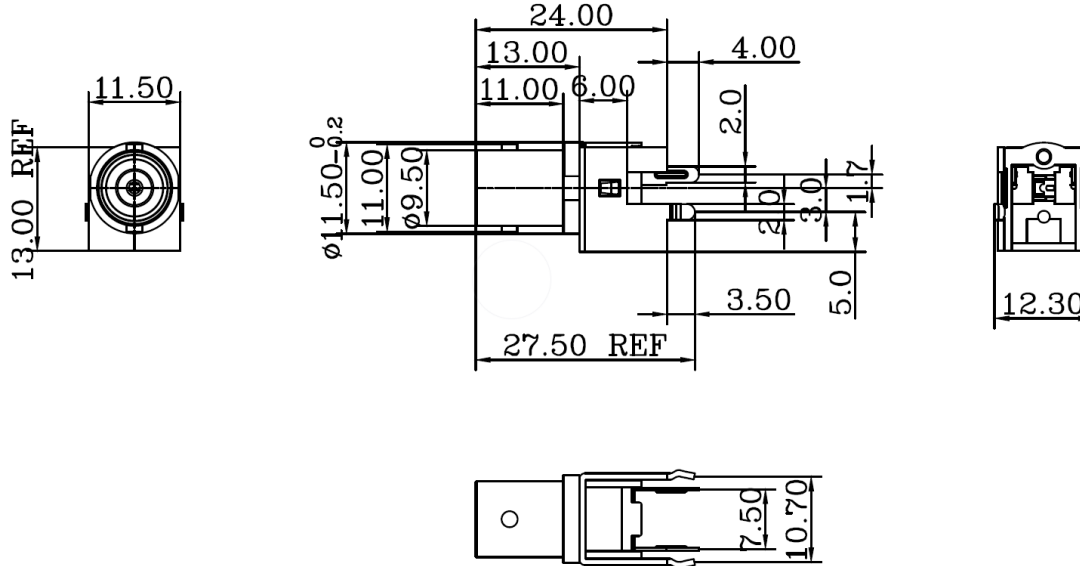

Rows

Connectors  
per Row

Impedance  
50

Contact Termination  
Solder

Mounting Style  
Straight Panel  
Mount



**Recommended  
Mounting  
Layout**

**1. Materials:**

- a) Body: Zinc Nickel Plated
- b) Contact: Brass Tin Plated
- c) Insulator: PBT Natural
- 2. Normal Impedence: 50Ω
- 3. Frequency Range: 0-2 GHz
- 4. Max Peak Voltage: 500V
- 5. Dielectric Strength: 1500V RMS
- 6. Insulation Resistance: 5000MΩ/Min



**STRAIGHT BNC JACK SWITCH  
FOR PCB**

Document History				Part No.	REV.	Drawn	Page
Edits Made	Date	Edited By	Approved By	SCNBN-J1150-SOSPM	A	B. Gibbons	06/28/2021
Initial Release	06/28/2021	B. Gibbons	KH Mun	Drawing No.	SCALE	Checked	1 / 1
				Tolerance	None	KH Mun	
					UNIT	Approved	
					mm	KH Mun	06/28/2021