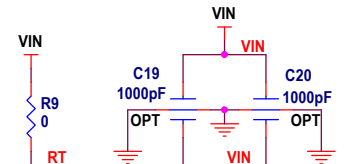
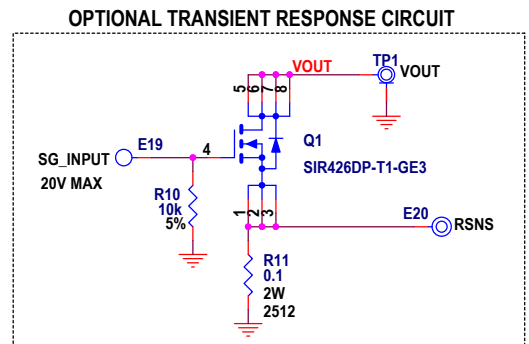
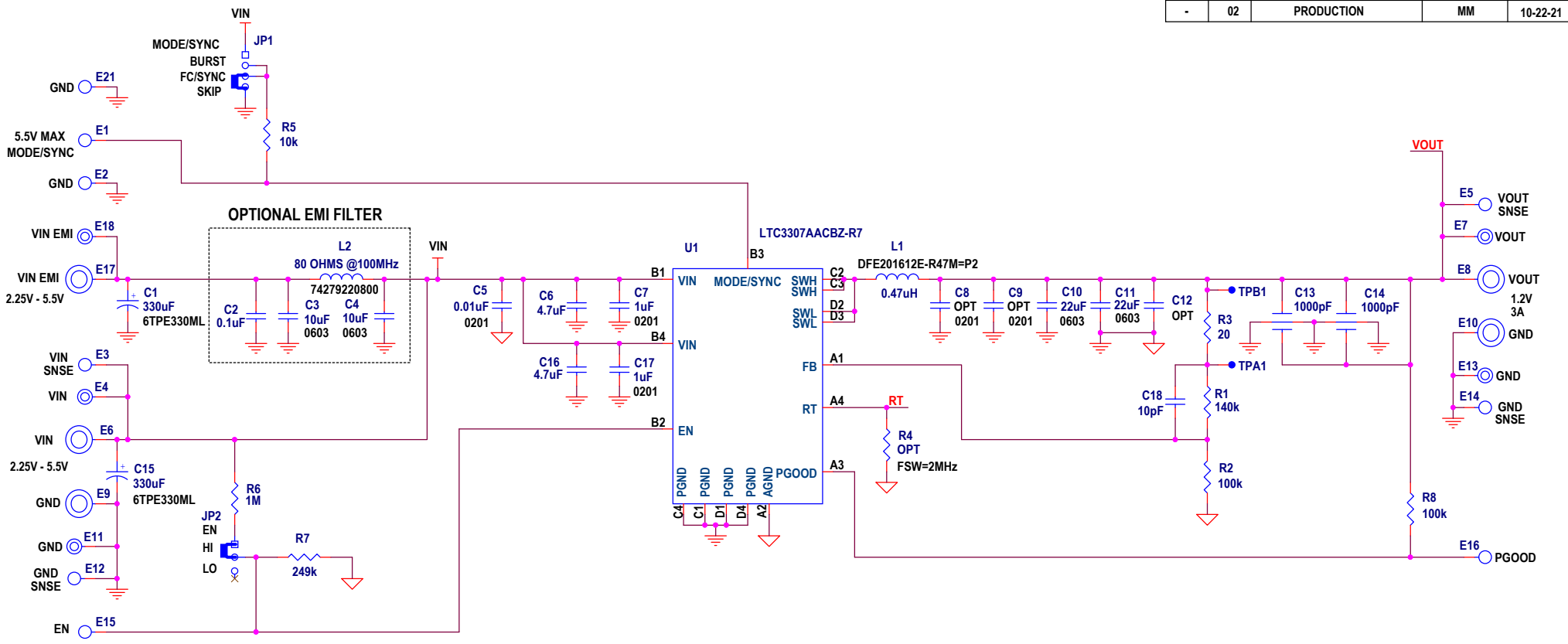


REVISION HISTORY				
ECO	REV	DESCRIPTION	APPROVED	DATE
-	02	PRODUCTION	MM	10-22-21



PCA ADDITIONAL PARTS

MP1	STANDOFF,NYLON,SNAP-ON,0.50"
MP2	STANDOFF,NYLON,SNAP-ON,0.50"
MP3	STANDOFF,NYLON,SNAP-ON,0.50"
MP4	STANDOFF,NYLON,SNAP-ON,0.50"
LB1	LABEL
PCB1	PCB, DC3122A REV02

CUSTOMER NOTICE

LINEAR TECHNOLOGY HAS MADE A BEST EFFORT TO DESIGN A CIRCUIT THAT MEETS CUSTOMER-SUPPLIED SPECIFICATIONS; HOWEVER, IT REMAINS THE CUSTOMER'S RESPONSIBILITY TO VERIFY PROPER AND RELIABLE OPERATION IN THE ACTUAL APPLICATION. COMPONENT SUBSTITUTION AND PRINTED CIRCUIT BOARD LAYOUT MAY SIGNIFICANTLY AFFECT CIRCUIT PERFORMANCE OR RELIABILITY. CONTACT LINEAR TECHNOLOGY APPLICATIONS ENGINEERING FOR ASSISTANCE.

THIS CIRCUIT IS PROPRIETARY TO LINEAR TECHNOLOGY AND SUPPLIED FOR USE WITH LINEAR TECHNOLOGY PARTS.

APPROVALS

PCB DES.	NC
APP ENG.	MM
IC NO.	LTC3307A
SKU NO.	DC3122A
SIZE:	N/A
SCALE:	NONE

ANALOG DEVICES | **POWER BY LINEAR**

www.analog.com | www.linear.com | Phone: (408)432-1900

TITLE: DEMO CIRCUIT SCHEMATIC, 3.3V TO 1.2V AT 3A, 2MHZ LOW EMI BUCK REGULATOR IN A 47mm² SOLUTION

PCA BOM: DC3122A_REV02	SCHEMATIC NO. AND REVISION: DC3122A_REV02
PCA ASSY: DC3122A_REV02	

DATE: 10-22-21 | SHEET 1 OF 1

NOTES: UNLESS OTHERWISE SPECIFIED
 1. RESISTORS: OHMS, 0402, 1%, 1/16W
 2. CAPACITORS: 0402