

# WorkBench™ Product Ecosystem

Spend less time figuring out how to mount components and more time connecting and programming.

“All I want to say is... as a person that has been prototyping for 35+ years that this is the best setup I have ever worked with.”

— LEWIS TODD, TECH PRO & MAKER

## Organize. Protect. Transport.

The Universal WorkBench empowers you to transition ideas easily from prototyping all the way to field-hardened, hazardous environment deployments using the same standard interface.

### BASES

*Use to prototype, manage electronics, and transport your projects.*

- Three standard sizes: 1010, 1007, 1107W
- Special order sizes: 1410, and custom flat matrices
- Custom colors available; engrave your logo in the handle

### COVERS

*Protect and make projects easily and safely portable.*

- Ample space for wire or cord through-access
- Ventilated; bolt Cover to Base for extra security
- Two standard sizes: 1010, 1007
- Special order size: 1410

### CLICK™ CONNECTORS

*Mount electronics using a Slide or direct attachment methods. Clicks into and out of the Base for easy prototyping and project layout.*

- Ten standard sizes; 1x2, 1x3, 1x4, 1x5, 2x2, 2x3, 2x4, 2x5, 3x4

### SLIDE™ ADAPTERS

*Effortlessly mount named boards or any board with the same configuration.*

- Arduino UNO; Raspberry Pi 2/3/4; BeagleBone Black; assemble with a 2x3 Click
- Feather/Particle; Raspberry Pi Zero; assemble with a 1x3 Click
- STM Nucleo-144; Arduino Mega; assemble with a 2x4 Click
- Jetson Nano; assemble with a 3x4 Click




Assembly includes M2.5 hex nuts installed in the raised bosses, enabling you to easily attach and remove electronics without causing damage to the Slide.

*New Slides designed to order when 20 or more are ordered.*

### HARDWARE PACKETS

*Saves time. All the small hardware needed to get started.*

Mount electronics on the Slides, mount electronics directly to the Clicks (without Slides), build tower electronics, and manage wires and cables.



## Flexible Deployment to Match Your Needs

### MOUNT A WIDE VARIETY OF COMPONENTS

No matter what electronic component you use, there is a way to mount it on the Universal WorkBench. Download the Electronics Mounting Guide eBook at <https://phasedock.com/electronics-mounting-guide/>.

### OUTDOOR or HARSH ENVIRONMENTS

WorkBench 1107W lets you prototype on your desktop and install your project in a weatherproof enclosure in seconds.

- Mounts perfectly in three different BUD Industries enclosures for outdoor or harsh environment projects.
- 3/8" standoff legs enable you to work on your project on the benchtop, and install it in the enclosure later.

### WALL MOUNT and SECURITY

Custom-size, flat panel matrices are an option. Use for showcase or large deployments such as the firmware test bed at right.

- Hang projects on hooks; or use screws to attach to cleats through holes in Base legs.
- Secure the Cover to the Base using matching through-holes.

### Materials

Bases and Covers: 3mm acrylic



Clicks and Slides: 3D-printed ABS

### Documentation

Find eBooks, case studies, data sheets, published reviews, and press releases at <https://phasedock.com/documentation/>.

### Purchase Options

- Discounts for volume orders.
- Phase Dock products available at PhaseDock.com, Digi-Key Electronics, or Tindie.



[info@PhaseDock.com](mailto:info@PhaseDock.com)

[www.PhaseDock.com](http://www.PhaseDock.com)

#### Phase Dock Inc.

Phase Dock develops solutions to help organize, protect and transport nanocomputer and electronics projects, making it easier for Makers, technical professionals and STEM educators to innovate and accelerate learning.

Phase Dock is a registered trademark of Phase Dock Inc.

Copyright © 2021 Phase Dock Inc.

All Rights Reserved 03/21