

MINIFLEX® 3-BFN L-HD

Robust design with hold-down feature, long actuator, low profile (Height = 0.9 mm), 0.3 mm pitch, horizontal, backflip



Product Specifications:

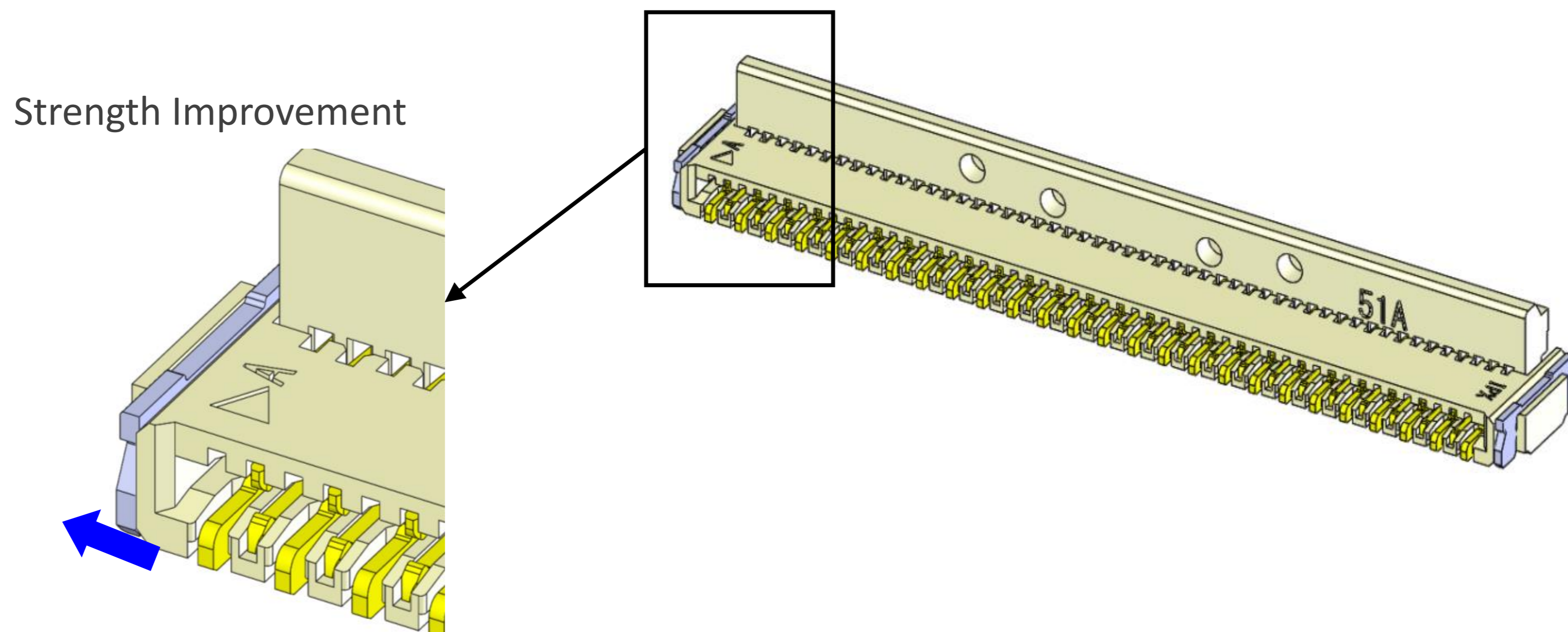
Board Pitch (mm)	0.3	
Wiping Length (mm)	Contact A:0.9	
	Contact B:0.45	
Size (mm)	Height	0.90 +/- 0.10
	Width	Formula:1.5 + (0.3*p)
	Depth	Open:2.55 Close:3.5
Pin counts	Range	15-75 (odd)
	Available	51

Applicable FPC/FFC:

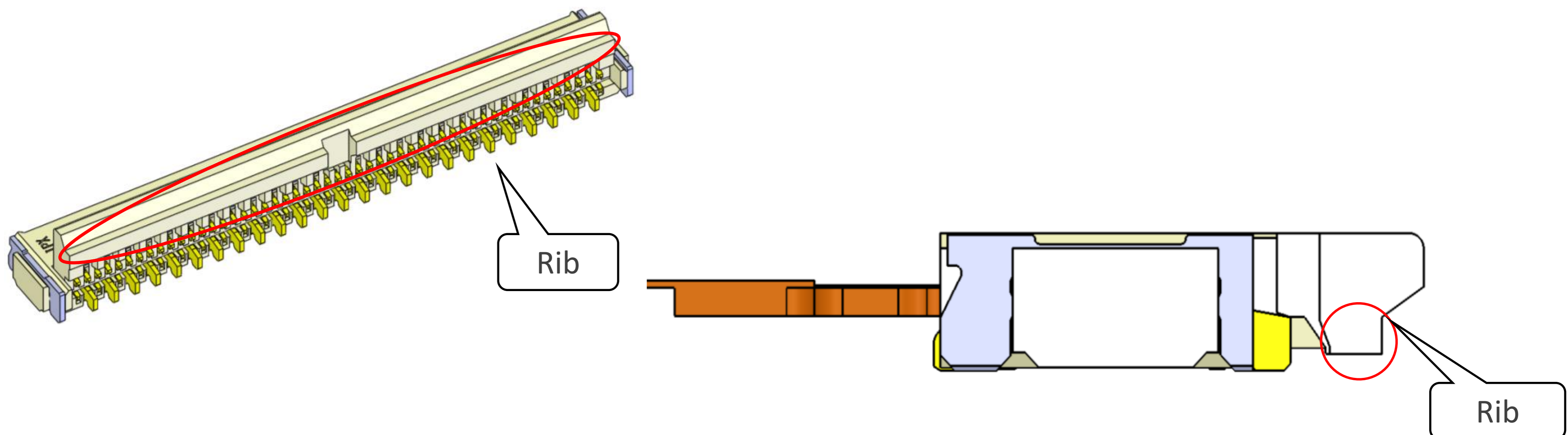
FPC/FFC Contact Pitch	0.3
FPC/FFC Contact Point	Top and Bottom
FPC/FFC Thickness (mm)	0.2 +/- 0.03

* Please inquire for pin counts not listed or outside of the pin count range.

► Hold-down feature improves strength of side wall



► Designed to prevent contact distortion

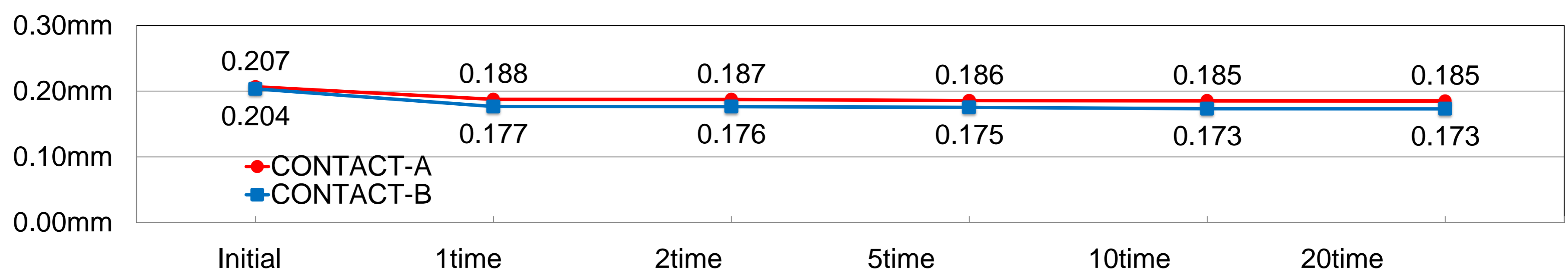


When opening the actuator, the rib will prevent the contacts from being pulled up

► Usability for closing actuator without FPC

The connector will still function even if the actuator is accidentally closed without the FPC being inserted after the SMT process.

- Connector will still function reliably (contact gap graph 51 pins before and after operating actuator without FPC inserted).

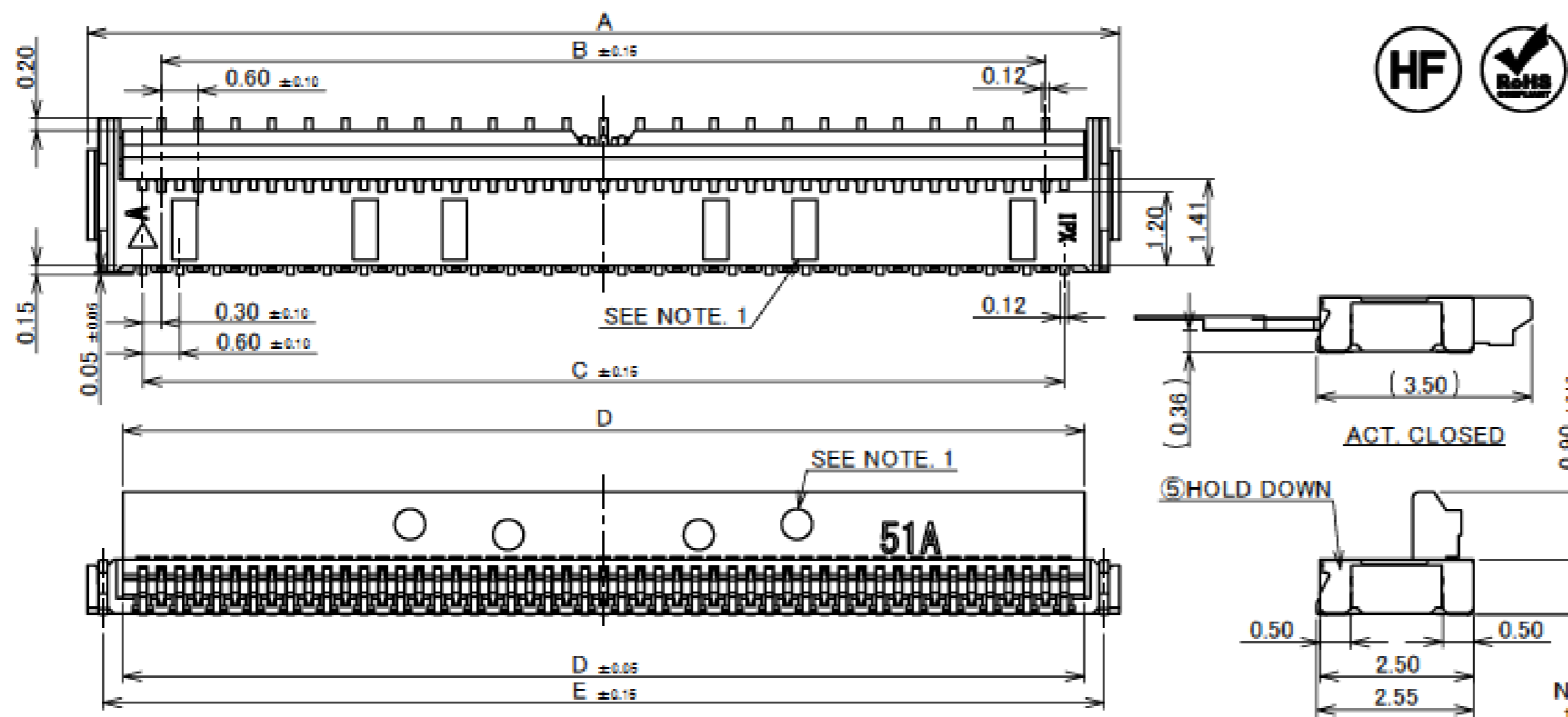


- Insertion force of connector goes up
- Retention force of connector does not change greatly

Component Parts Details

Connector Assembly

Recommended P/N 20982-0**E-01



PART NO.	Pos.	A	B	C	D	E
◆20982-015E-01	15P	6.00	3.60	4.20	4.85	5.50
◆20982-033E-01	33P	11.40	9.00	9.60	10.25	10.90
◆20982-035E-01	35P	12.00	9.60	10.20	10.85	11.50
◆20982-037E-01	37P	12.60	10.20	10.80	11.45	12.10
◆20982-039E-01	39P	13.20	10.80	11.40	12.05	12.70
◆20982-041E-01	41P	13.80	11.40	12.00	12.65	13.30
◆20982-045E-01	45P	15.00	12.60	13.20	13.85	14.50
◆20982-049E-01	49P	16.20	13.80	14.40	15.05	15.70
◆20982-051E-01	51P	16.80	14.40	15.00	15.65	16.30
◆20982-055E-01	55P	18.00	15.60	16.20	16.85	17.50
◆20982-057E-01	57P	18.60	16.20	16.80	17.45	18.10
◆20982-061E-01	61P	19.80	17.40	18.00	18.65	19.30
◆20982-065E-01	65P	21.00	18.60	19.20	19.85	20.50
◆20982-067E-01	67P	21.60	19.20	19.80	20.45	21.10
◆20982-071E-01	71P	22.80	20.40	21.00	21.65	22.30
◆20982-075E-01	75P	24.00	21.60	22.20	22.85	23.50

◆ MARK MEANS NOT AVAILABLE.

NOTES:
 1. THIS DENT SHAPE IS PURPOSED FOR GOOD INJECTION QUALITY. THIS DENT SHAPE WILL NOT AFFECT CONNECTR FUNCTION. DENT SHAPE SHOWN ON DRAWING IS JUST FOR REFERENCE. DENT SHAPE AND QUANTITY MIGHT CHABGE FROM DIFFERENT PIN COUNT AND DIFFERENT TOOLING.
 2. CONTACT POINT: TOP AND BOTTOM CONTACT

CAUTION VISIT OUR WEBSITE FOR LATEST VERSIONS OF INSTRUCTION MANUAL NO. HIM-12007 TO HANDLE THE PRODUCT PROPERLY AND SAFELY.

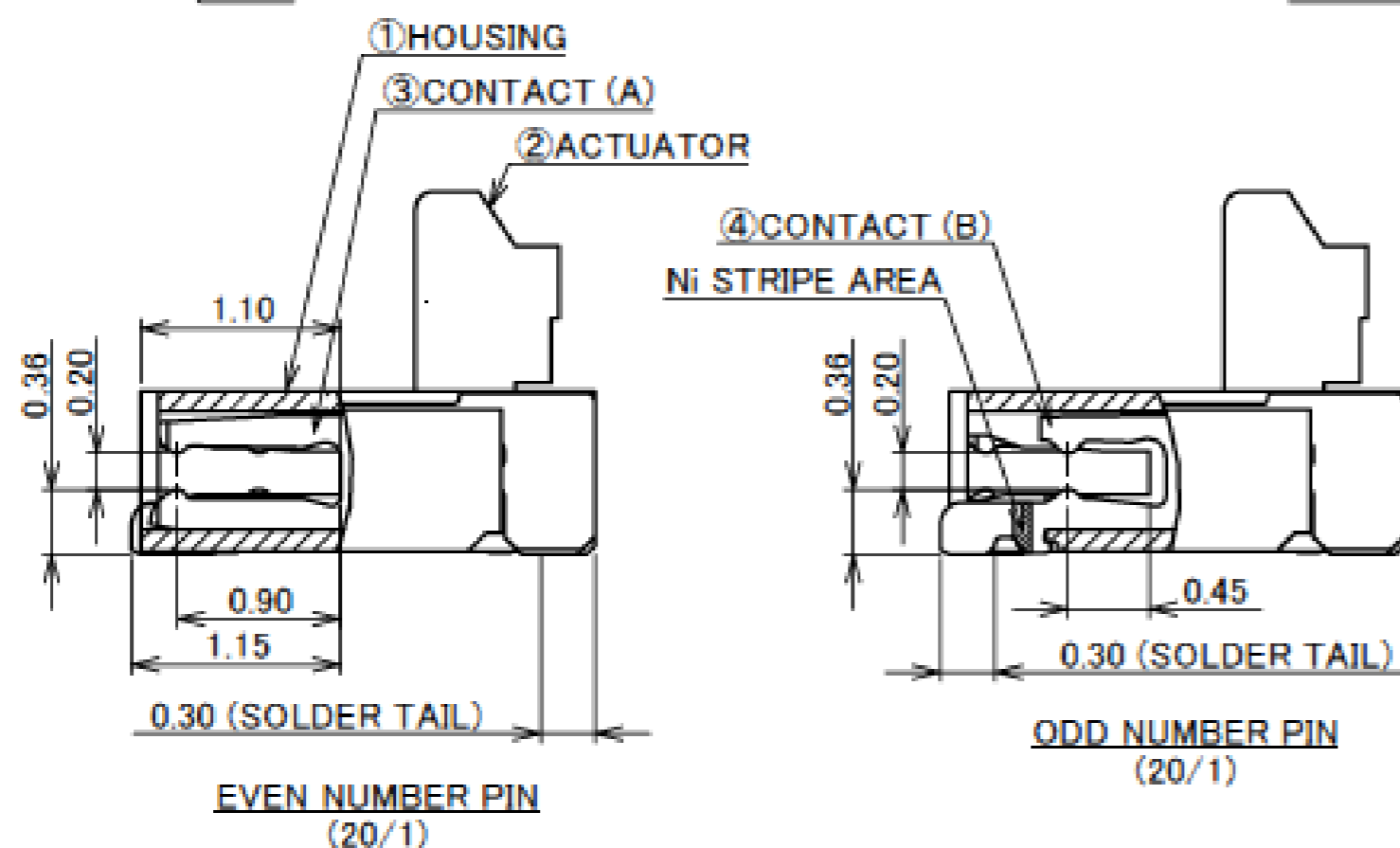
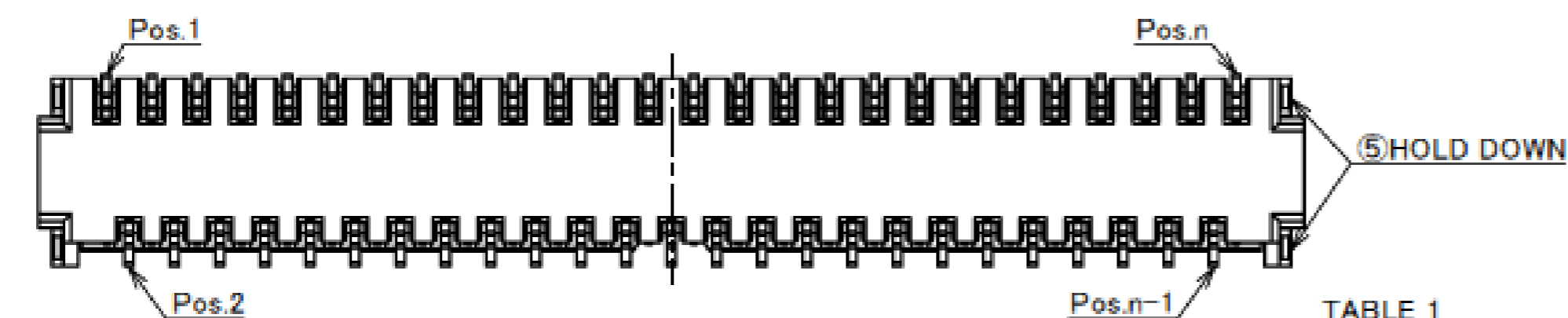


TABLE 1

PART NO.	FINISH		
20982-0**E-01	CONTACT AREA : Au 0.10 μm MIN. OVER Ni 1.00 μm MIN. SOLDERING AREA : Au 0.03 μm MIN. OVER Ni 1.00 μm MIN.		
5	HOLD DOWN	PHOSPHOR BRONZE	Sn 2~6 μm MIN. OVER Ni 1.00 μm MIN.
4	CONTACT (B)	PHOSPHOR BRONZE	SEE TABLE 1, WITH Ni STRIPE
3	CONTACT (A)	PHOSPHOR BRONZE	SEE TABLE 1
2	ACTUATOR	LCP	UL94V-0, BEIGE
1	HOUSING	LCP	UL94V-0, BEIGE
NO.	DISCRIPTION	MATERIAL	FINISH , REMARKS

Connector Assembly

ITEMS	SPECIFICATION
RATING VOLTAGE	50V AC (PER CONTACT)
RATING AMPERAGE	0.3A DC (PER CONTACT)
OPERATING TEMPERATURE	233~358K (-40°C~+85°C)
OPERATING HUMIDITY	20~80%RH (NON-CONDENSING)
CONTACT RESISTANCE	INITIAL : 60mohm MAX. / AFTER TEST : \triangleleft 40mohm MAX.
INSULATION RESISTANCE	100Mohm MIN.
DIELECTRIC WITHSTANDING VOLTAGE	AC250V 1min
DURABILITY	20 CYCLES
ACTUATOR LOCKING FORCE (INITIAL / 20 CYCLES)	INITIAL / 20 CYCLES 0.21N (21gf) \times n MAX.
ACTUATOR UNLOCKING FORCE (INITIAL / 20 CYCLES)	INITIAL / 20 CYCLES 0.014N (1.4gf) \times n MIN.
FPC RETENTION FORCE (INITIAL / AFTER TEST)	INITIAL: 0.13N (13gf) \times n MIN. / AFTER TEST: 0.10N (10gf) \times n MIN.
COPLANARITY	0.10 MAX.
PRODUCT SPECIFICATION	PRS-2650
TEST REPORT	TR-20010
PACKING STANDARD	PST-15093
INSTRUCTION MANUAL	HIM-12007
APPEARANCE CRITERIA No.	QLS-A***

※ "n" IS THE NUMBER OF PIN


Rev.0


Custom Connectors Available

 RF Connector

MHF® series



 CABLINE® series
Micro-coaxial/Twinax/
Discrete Wire Connector




 Optical Module

LIGHTPASS® series



NOVASTACK® series

 Board-to-Board Connector



 Power Connector/
Terminal

AP series

ISH® series



MINIFLEX® series

EVAFLEX® series

 FPC FFC Connector




Inquiry



MINIDOCK® series


 I/O Connector



I-PEX, MHF, CABLINE, LIGHTPASS, NOVASTACK, ISH, IARPB, MINIFLEX, EVAFLEX, MINIDOCKS and ZenShield are registered trademarks of I-PEX Inc. Please note that the contents in the catalog might be changed without prior notification. I-PEX Inc. assumes no responsibility for any inaccuracies or obligation to update information on these documents. Please be sure to read and understand the latest "Precautions for Use" and "Instruction Manual" before you use our products. We shall not be responsible for any defects, damages or troubles in case you use our products without following the precautions for use. Please feel free to contact our sales representatives when you use our products for any applications that require very high reliability and safety, or that relate to human life (ex. nuclear power control, aerospace, transportation, medical equipment, safety equipment etc.).

Contact your sales representative or more detailed information.

www.i-pex.com



I-PEX

© I-PEX Inc. 2024
All rights reserved