










VERSA BAR

SPECIFICATION:

Input Voltage	12VDC or 24VDC						
CRI	80+						
Dimmable	0-10V, ELV, MLV						
Color Temp	<table border="0"> <tr> <td></td> <td>3000K</td> </tr> <tr> <td></td> <td>4000K</td> </tr> <tr> <td></td> <td>6250K</td> </tr> </table>		3000K		4000K		6250K
	3000K						
	4000K						
	6250K						
Max Run	8 ft/driver						
IP Rating	IP50 - damp locations						
Mounting	Mounting magnets are included on the back of the bar. Screws and mounting clips included.						
Connectors	Includes a 6" male barrel connector on one end, 6" female barrel connector on other end.						
Dimensions	W 0.94" (23.9mm) x H 0.39" (8.2mm)						
Finish	Silver						
Lens	Frosted or Clear						
Warranty	3 year limited						



Accessories included:

Screws, mounting clips.

Certifications:



WATTAGE & LIGHT OUTPUT:

LENGTH	WATTAGE	WW LUMEN OUTPUT		NW LUMEN OUTPUT		CW LUMEN OUTPUT	
		Clear	Frosted	Clear	Frosted	Clear	Frosted
10in	3.5W	180 lm	155 lm	185 lm	159 lm	203 lm	175 lm
20in	7W	360 lm	310 lm	365 lm	314 lm	405 lm	349 lm
30in	10.5W	540 lm	465 lm	545 lm	469 lm	608 lm	523 lm
40in	14W	720 lm	620 lm	725 lm	624 lm	810 lm	698 lm
70in	24W	1260 lm	1085 lm	1265 lm	1089 lm	1418 lm	1221 lm

PART NUMBER BUILDER / ORDERING GUIDE

Example part number: VSF20WW12V

