



Project Name _____

Catalog No. _____ Date _____

The UL1008BCELT51277 is specifically listed for branch circuit emergency lighting control under the new UL standards. This unit is intended for applications where both a normal and emergency branch circuit are to be connected to the emergency lighting. The UL1008BCELT51277 automatically transfers from normal to emergency power source upon loss of normal power in the space.

The UL1008BCELT51277 allows emergency lighting to be dimmed with normal lighting during normal times. In the event of a utility power interruption, the UL1008BCELT51277 will automatically transfer designated emergency fixtures from the dimming control to the emergency power source and bring them to full brightness, regardless of whether the dimming system is in operation or turned off.

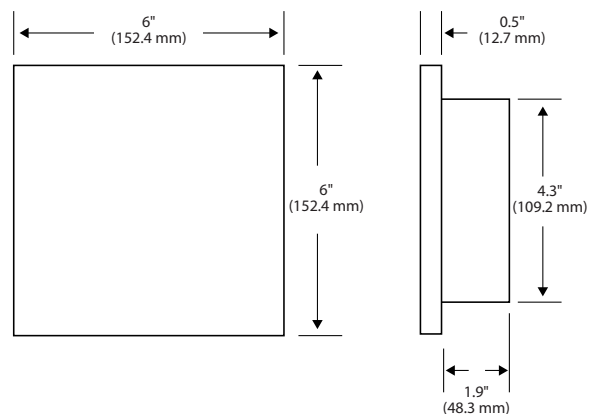
Product Features

- UL1008 listed for transfer of branch circuits
- Transfer includes neutral wire
- Compatible with all dimming systems
- Integral front mounted test switch
- Fire alarm interface option
- Safety interlock system prevents cross connection
- 50A relay contacts allow for high inrush loads
- Suitable for flush or surface mounting
- Works with both inverter and generator systems

Compliance and Certification



Dimensional Data



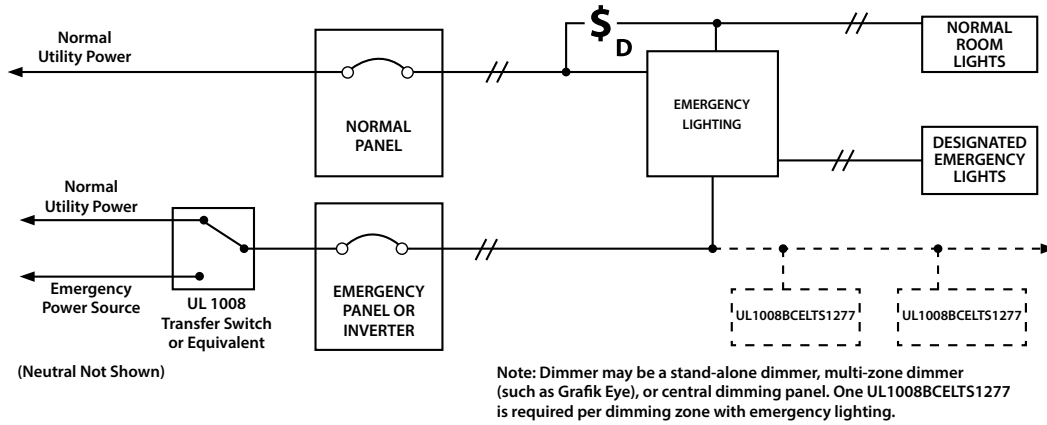
Ordering Information

UL1008BCELT51277

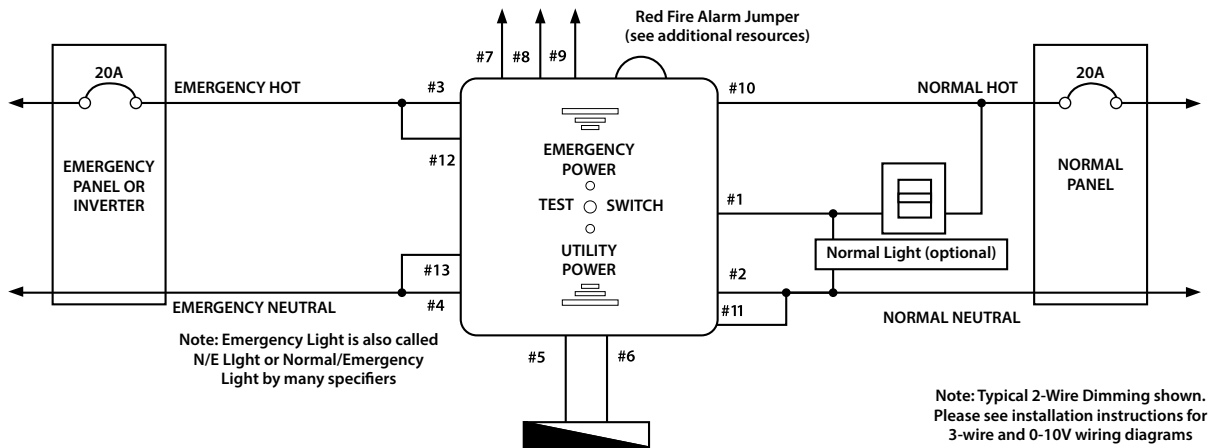
MODEL

UL1008BCELT51277 Branch circuit emergency transfer switch, 120/277 VAC

Wiring Diagrams



Schematic Wiring Diagram



Wire Termination Diagram

General Specifications

Electrical	Sensing Input	120V-277V
	Load Rating	120V-277V (16A)
	Ballast Load Rating	16A Magnetic/ 16A Electronic
	Incandescent Load	1920W (120V) / 4432W (277V)
Mechanical	Mounting	4-11/16" Back-up Box, no plater ring required
	Rating	UL94V-0
	Shipping Weight	18 oz.
	Color	White
	Certifications	UL1008 Listed
	Temperature	32°F - 140°F (0°C - 6°C)
	Warranty	5 Year Replacement Warranty