



# Packing tray change notice

To: NIDEC COMPONENTS  
CORPORATION

29- Aug 23

Koriyama factory

QA group

Approved	Checked	Prepared
		
	✓	

Title : Packing tray change notice

[Applicable model]

Schedule : From 2023/Nov shipping

All types of HG16 Series

## 1. Type of changing

- |                                    |                                      |   |                                   |
|------------------------------------|--------------------------------------|---|-----------------------------------|
| <input type="checkbox"/> Parts     | <input type="checkbox"/> Structure   | <input checked="" type="checkbox"/> Packing | <input type="checkbox"/> その他      |
| <input type="checkbox"/> New mold  | <input type="checkbox"/> Repair of m | <input type="checkbox"/> Process            | <input type="checkbox"/> Checking |
| <input type="checkbox"/> Factory   | <input type="checkbox"/> Supplier    | <input type="checkbox"/> Equipment          | <input type="checkbox"/> Jig      |
| <input type="checkbox"/> Logistics |                                      |   |                                   |

## 2. Reason

Our HG16 series is shipped in a styrofoam tray.

However, foam trays are difficult to obtain at overseas factories, and from an environmental point of view, they have a large volume when discarded and are not suitable for recycling.

For this reason, we plan to change to a general plastic tray.

In addition, as a result of the evaluation of packaging vibration and drop, there was no problem with the characteristics even after changing the packaging.

Current

Form tray 100pcs/tray × 2layers = 200pcs / carton

After changing

Plastic tray 30pcs/tray × 4 layers × 2packs = 240 pcs / carton

Attached

Comparison of old and new packaging methods

## Comparison of old and new packaging methods(HG16)

### Before

step 1



100pcs/form tray

step 2



Putting an air mat

step 3



Putting cardboard and taping.

step 4



2trays / carton.


step 5



200pcs/carton


### After

step 1




30pcs/plastic tray

step 2



Putting an air mat

step 3



Putting plastic board.

step 4



4trays/block

step 5



2 blocks/carton

step 6



240pcs/carton

