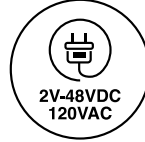
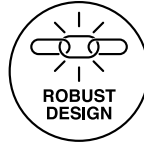


CCLB Series

0.319" (8.10mm) Prominent LED Indicator, Long Body and IP67 sealed



Long-body LED metal indicator which fit thick panels, especially designed for extreme, harsh and outdoor environments.



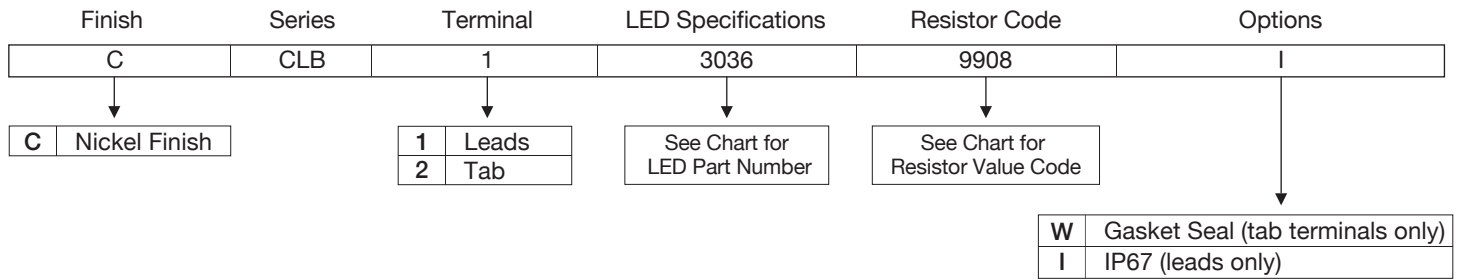
Applications

- Industrial
- Transportation
- People Movers
- Maritime, Oil and Gas Industry
- Automation and Control
- Slot, Gaming and Vending Machines
- Safety and Emergency
- Pilot Instrumentation
- Aircraft/Military Instrumentation

Key Features

- For panel hole diameter: 0.319" (8.10mm)
- Long-body indicator (longer threads) which fit thicker panels up to 0.354 (9mm)
- Available in nickel-plated brass housing
- Available with ultra bright and super ultra bright (daylight viewing) LEDs
- Designed for extreme, harsh and outdoor environments
- Offered with front and backside sealing for moisture (water) and dust resistance
- Available in operating voltage of 2V to 48V; 120VAC
- Optional resistor for 5V-48VDC
- Offered with 6" 24 AWG wire leads
- Solder tab terminal for fast, easy installation
- Available in seven single colors: red, yellow, green, orange, amber, blue and white
- Viewing angle: 20-30 (dependent on model)
- Mounting hardware provided: lock washer and hex nut and weather gasket (for W and I option)
- Thread size: M8*0.75mm
- Mounting torque: 20 ± 2 in-lb (2.26 ± 0.23 N-mm)
- Resistant to vandal, shock and vibration
- For black matte finish, custom cable length, connectors or colors, contact VCC
- RoHS and REACH Compliant

Ordering Data



Example:

CCLB-1-3036-9908-I

CCLB Nickel Finish, Wire Leads, Super Ultra Bright Red LED 12 Volt, IP67

LED Specification Chart Electrical and Optical Characteristics (TA = 25°C)

LED Part Numbers	Color	Luminous Intensity (mcd) Typ. @ IF (mA)	VF Typ. @ IF (mA)	Viewing Angle (2θ ^{1/2})	Peak Wavelength (nm)
------------------	-------	-----------------------------------------	-------------------	------------------------------------	----------------------

ULTRA BRIGHT - DAYLIGHT READABLE (Wire leads option only)

3056	Red	400.0	20	1.9	20	30°	660
3055	Yellow	400.0	20	2.0	20	30°	590
3054	Green	300.0	20	3.2	20	30°	520
3060	Orange	600.0	20	2.1	20	30°	610

SUPER ULTRA BRIGHT

3036	Red	2800.0	20	1.85	20	20°	660
3046	Red	900.0	20	1.9	20	30°	626
3047	Green	5490.0	20	3.2	20	20°	520
3048	Amber	1300.0	20	2.02	20	30°	592

BLUE

3057	Blue	640.0	20	3.3	20	20°	468
------	------	-------	----	-----	----	-----	-----

WHITE

3061	White	27000.0	20	3.2	20	15°	N/A
------	-------	---------	----	-----	----	-----	-----

Resistor Chart Operating Specification

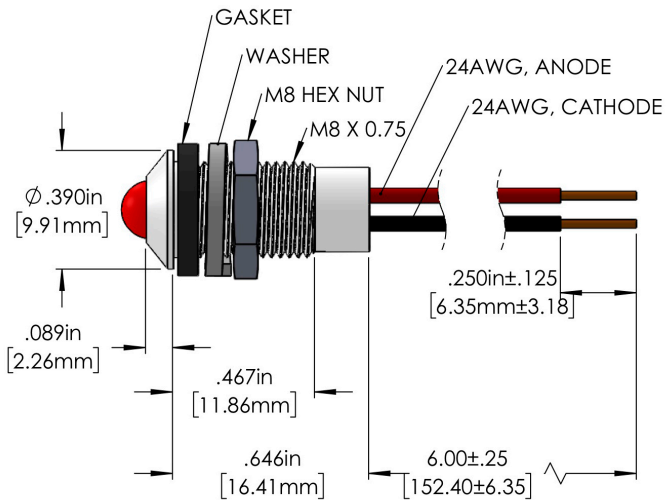
Resistor Value Code	Voltage	Current (mA)	Resistor Value (Ohms) Green, Yellow Red, Bicolor LED	Resistor Value (Ohms) Blue, White LED
---------------------	---------	--------------	------------------------------------------------------	---------------------------------------

0000	2	20	None	Not Available
9907	5	20	150	
9922	5	20		65
9908	12	20	511	
9909	12	20		357
9910	24	20	1100	
9911	24	20		953
9923	28	20	1500	
9933	28	20		1300
9912	48	9	4870	
9913	48	9		4530
9920	120VAC	8	6490	Contact VCC

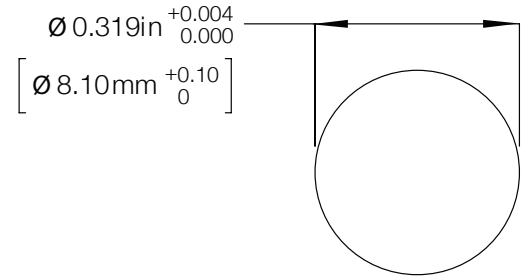
*120VAC - Wire leads option only

Product Dimensions

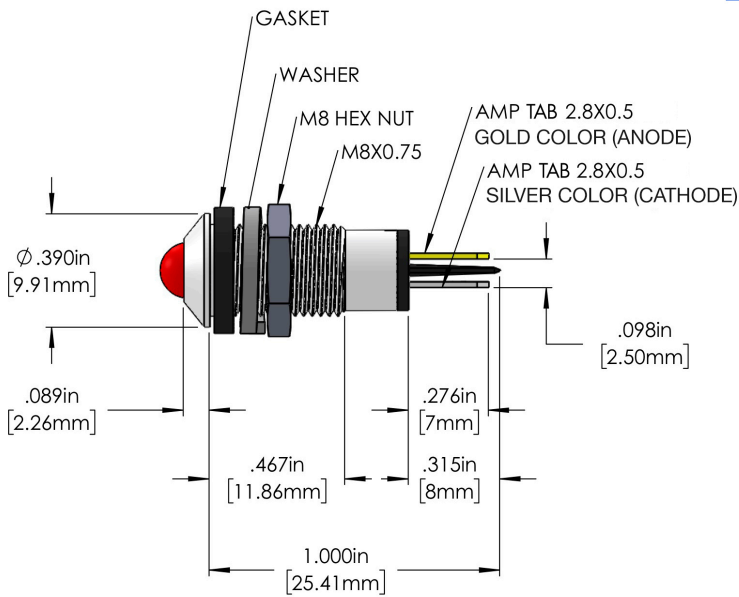
CCLB Series Wire Leads



Recommended Mounting Hole



CCLB Series Tab Terminal



Notes:

1. All dimensions are in inches [millimeters]
2. Tolerance is $\pm[0.25] 0.01$ unless otherwise noted.
3. The specifications, characteristics and technical data described in the datasheet are subject to change without prior notice.

Product Dimensions

Materials	
Housing	Nickel-plated brass housing
Wire Leads	24 awg, 6" length, red anode, black cathode
Washer	Stainless steel
Gasket	70 BUNA
Hex Nut	Brass Alloy 360 - 1/2 Hard


Electrical Specifications	
Operating Voltage	Refer to table
Operating Current	Refer to table

Installation Specifications	
Mounting Hole	0.319" \pm .004/-0.000" (8.10 mm \pm 0.10/-0.00 mm)
Panel Thickness (max.)	0.354" (9.0mm)
Wire Leads	24AWG UL1061 6.0" (152.4mm) red (anode) and black (cathode), leads stripped .250" (6.35mm)
Tab Terminals	2.8 x 5.00mm "Gold color" tab = anode "Silver color" tab = cathode
Mounting Torque	20 \pm 2in-lb (2.26 \pm 0.23 N-mm)

Temperature Specifications	
Operating Temperature	-40°C to +85°C -40°F to +185°F
Storage Temperature	-40°C to +85°C -40°F to +185°F

Custom Connector

VCC can add crimped connections to your panel mount indicators (PMIs) and combine two final steps into one seamless transaction. We offer a range of connector options, including:



Compliances and Approvals

