



Connectors > Power Connectors > Rectangular Power > Rectangular Power Connectors



Rectangular Power Connector Type: **Housing**

Connector & Housing Type: **Cap**

Connector System: **Wire-to-Wire**

Number of Positions: **3**

Centerline (Pitch): **5 mm [.197 in]**

Features

Product Type Features

Connector Seal & Plug Type	Interfacial Seal
Rectangular Power Connector Type	Housing
Connector & Housing Type	Cap
Connector System	Wire-to-Wire
Sealable	Yes
Connector & Contact Terminates To	Wire & Cable

Configuration Features

Number of Columns	3
Number of Positions	3
Number of Power Positions	3
Number of Rows	1

Electrical Characteristics

Operating Voltage	600 VDC
-------------------	---------

Body Features



Cable Exit Angle	180°
------------------	------

Connector & Keying Code	B
-------------------------	---

Contact Features

Contact Layout	Inline
----------------	--------

Contact Retention Within Housing	With
----------------------------------	------

Contact Type	Tab
--------------	-----

Termination Features

Termination Method to Wire & Cable	Crimp
------------------------------------	-------

Mechanical Attachment

Panel Mount Feature	With
---------------------	------

Panel Mount Feature Type	Latches
--------------------------	---------

Connector Mounting Type	Panel Mount
-------------------------	-------------

Housing Features

Centerline (Pitch)	5 mm [.197 in]
--------------------	----------------

Housing Color	Yellow
---------------	--------

Housing Material	66 Nylon (GF)
------------------	---------------

Dimensions

Panel Thickness (Recommended)	.8 – 2 mm [.031 – .078 in]
-------------------------------	----------------------------

Usage Conditions

Operating Temperature Range	-30 – 105 °C [-22 – 221 °F]
-----------------------------	-----------------------------

Operation/Application

Circuit Application	Power
---------------------	-------

Identification Marking

Circuit Identification Feature	With
--------------------------------	------

Industry Standards

Compatible With Agency/Standards Products	UL
---	----

Compatible With Approved Standards Products	UL E28476
---	-----------

UL Flammability Rating	UL 94V-0
------------------------	----------

Glow Wire Rating	Glow Wire
------------------	-----------

Packaging Features

Packaging Method	Carton
------------------	--------



Product Compliance

For compliance documentation, visit the product page on TE.com>

EU RoHS Directive 2011/65/EU	Compliant
EU ELV Directive 2000/53/EC	Compliant
China RoHS 2 Directive MIIT Order No 32, 2016	No Restricted Materials Above Threshold
EU REACH Regulation (EC) No. 1907/2006	Current ECHA Candidate List: JAN 2024 (240) Candidate List Declared Against: JAN 2024 (240) Does not contain REACH SVHC
Halogen Content	Not Low Halogen - contains Br or Cl > 900 ppm.
Solder Process Capability	Not reviewed for solder process capability

Product Compliance Disclaimer

This information is provided based on reasonable inquiry of our suppliers and represents our current actual knowledge based on the information they provided. This information is subject to change. The part numbers that TE has identified as EU RoHS compliant have a maximum concentration of 0.1% by weight in homogenous materials for lead, hexavalent chromium, mercury, PBB, PBDE, DBP, BBP, DEHP, DIBP, and 0.01% for cadmium, or qualify for an exemption to these limits as defined in the Annexes of Directive 2011/65/EU (RoHS2). Finished electrical and electronic equipment products will be CE marked as required by Directive 2011/65/EU. Components may not be CE marked. Additionally, the part numbers that TE has identified as EU ELV compliant have a maximum concentration of 0.1% by weight in homogenous materials for lead, hexavalent chromium, and mercury, and 0.01% for cadmium, or qualify for an exemption to these limits as defined in the Annexes of Directive 2000/53/EC (ELV). Regarding the REACH Regulations, TE’s information on SVHC in articles for this part number is still based on the European Chemical Agency (ECHA) ‘Guidance on requirements for substances in articles’(Version: 2, April 2011), applying the 0.1% weight on weight concentration threshold at the finished product level. TE is aware of the European Court of Justice ruling of September 10th, 2015 also known as O5A (Once An Article Always An Article) stating that, in case of ‘complex object’, the threshold for a SVHC must be applied to both the product as a whole and simultaneously to each of the articles forming part of its composition. TE has evaluated this ruling based on the new ECHA “Guidance on requirements for substances in articles” (June 2017, version 4.0) and will be updating its statements accordingly.

Compatible Parts




TE Part # 1-2325349-3  
PWR VERSA-LOCK REAR SEAL, 1X3, 1.3-2.4




TE Part # 2-2381315-3  
Power Versa-Lock PLUG, 1X3 KEY B, GWT

Also in the Series | Power Versa-Lock 5.0




Connector Caps & Covers(3)




Connector Contacts(12)



Connector Hardware(5)



Connector Seals & Cavity Plugs(9)



Insertion & Extraction Tools(2)



Rectangular Power Connectors(77)

Documents

Product Drawings

Power Versa-Lock CAP, 1X3 KEY B, GWT

English

CAD Files

Customer View Model

ENG\_CVM\_CVM\_2-2381317-3\_14.2d\_dxf.zip

English

Customer View Model

ENG\_CVM\_CVM\_2-2381317-3\_14.3d\_igs.zip

English

Customer View Model

ENG\_CVM\_CVM\_2-2381317-3\_14.3d\_stp.zip

English

3D PDF

3D

By downloading the CAD file I accept and agree to the [Terms and Conditions](#) of use.

Product Specifications

Product Specification

English