



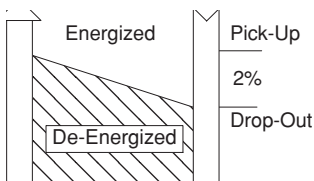
- Thru Hole C-T
- 2 to 50 Amps, 5 Ranges
- 10 Amp Relay
- Noise Filter
- Time Delay
- Adjustable Setpoint
- Compact Design
- Low Cost



## Operation

### AC Current Sensing

An Input voltage must be supplied to the CJD continuously. With the current adjustment at the desired set point, the internal relay will energize and transfer the output contacts when the current through the C-T on the side of the CJD exceeds the adjustable set point for the time delay. When the current drops 2% below the set point, the internal relay will de-energize after the time delay. Current ranges on the multi-range CJD are selected by jumpers on the socket.



## Specifications

### Electrical

#### Input Supply Voltage:

24V AC or DC  
120 or 240VAC,  $\pm 15\%$ , 50/60Hz

#### Sensitivity Range Connections:

2 to 8 Amps - No Connections  
6 to 16 Amps - Connect 7 & 6  
9 to 26 Amps - Connect 7 & 5  
16 to 42 Amps - Connect 7 & 8  
20 to 50 Amps - Connect 7, 6, & 8

#### Wire Hole Diameter: 0.35 Inch

#### Pick-up & Drop-out Delays:

1 Sec. Typical

#### Pick-up & Drop-out Differential: 2%

#### Power Consumption: 2VA

#### Output Rating SPDT @ 25°C:

10 Amps @ 250VAC, 30VDC  
1/2 Hp @ 250VAC  
1/3 Hp @ 125VAC

### Physical

#### Mounting: Plug-In

#### Termination: 8 Pin Octal

#### Packaging: Dust Cover

#### Weight: 9 Oz.

### Ambient Temperatures

#### Operating: 0°C to 40°C

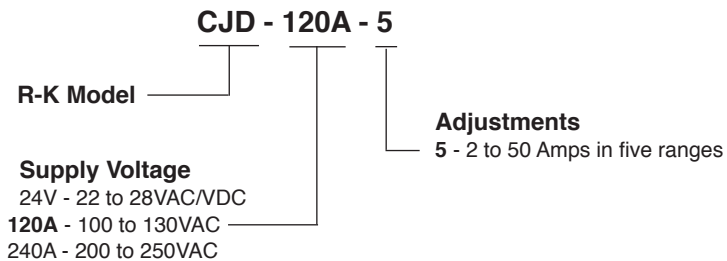
#### Storage: -40°C to 85°C

If current being monitored is too low for adjustment range, multiple passes through C-T increases effective current.

2 Passes = Double

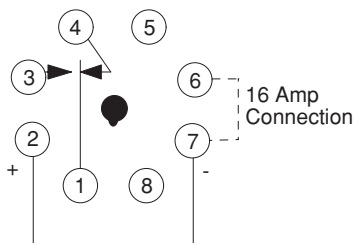
3 Passes = Triple

## Ordering Information



## Connections

Example of CJD hook-up for: 8 to 16 Amp adjustment range



## Dimensions

