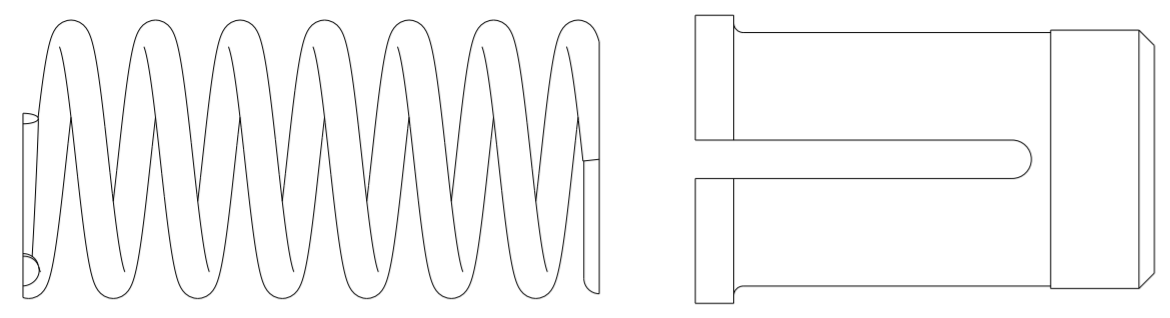


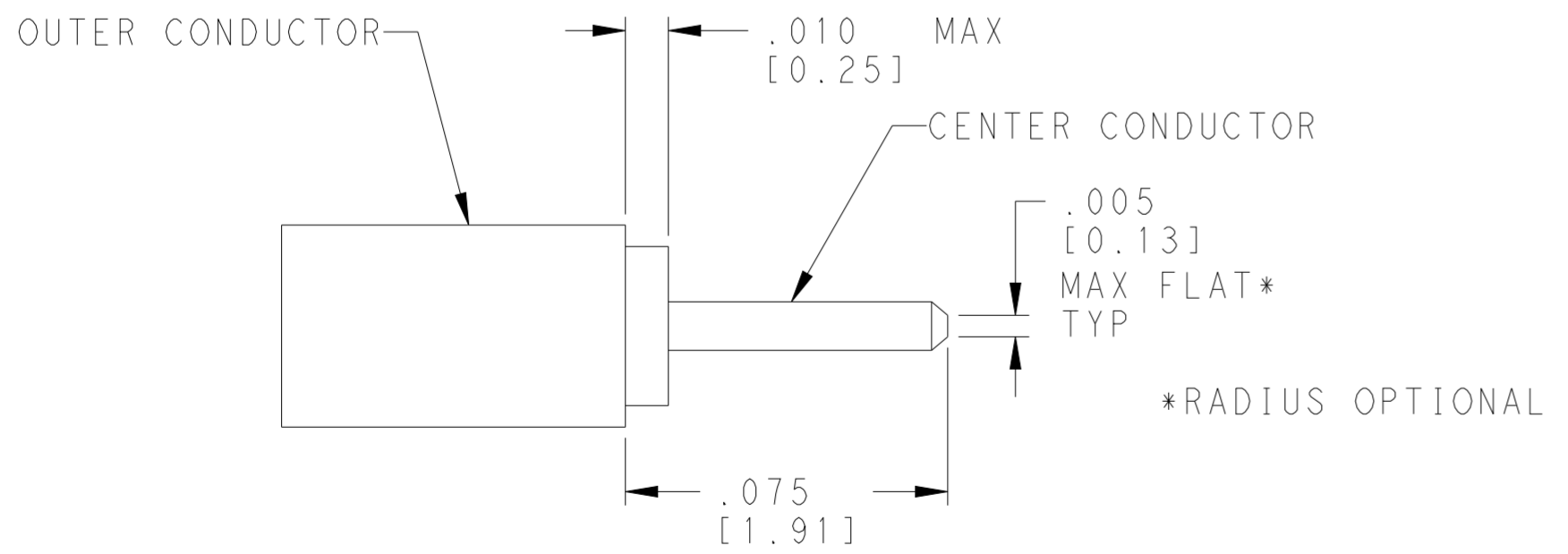
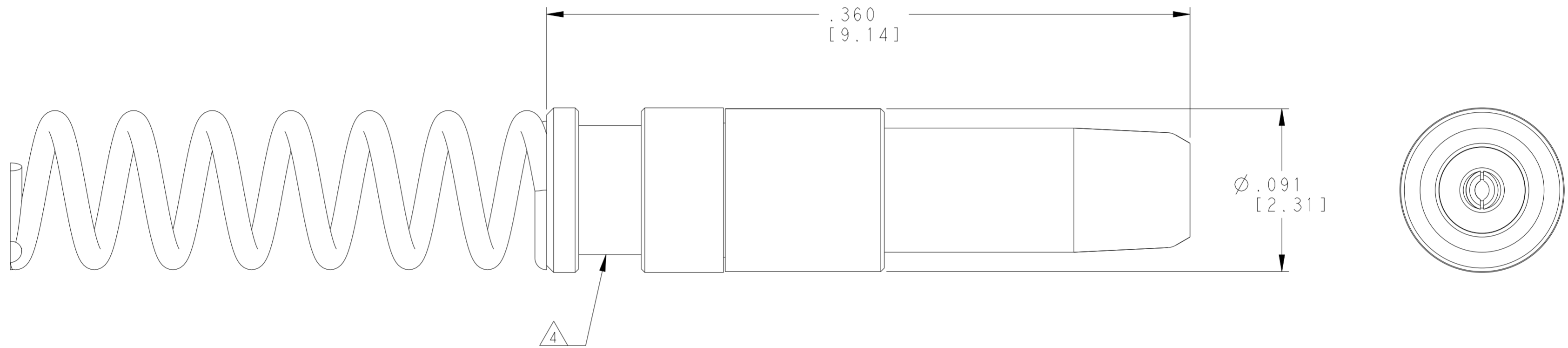
THIS DRAWING IS UNPUBLISHED. RELEASED FOR PUBLICATION 20
 © COPYRIGHT 20 BY - ALL RIGHTS RESERVED.

REVISIONS				
P	LTR	DESCRIPTION	DATE	APVD
B		REV PER ECO 20-012150	9-15-20	CT FB
C		REV PER ECN-22-181722	31OCT2022	JAB PD



JURISDICTION	EAR
CLASSIFICATION	EAR99
DATE OF MARKING	31OCT2022
WARNING - THIS DOCUMENT CONTAINS TECHNOLOGY WHOSE EXPORT IS RESTRICTED BY THE EXPORT ADMINISTRATION REGULATIONS ("EAR") PURSUANT TO 15 C.F.R. PARTS 730-774. VIOLATIONS OF THE EAR ARE SUBJECT TO SEVERE CRIMINAL PENALTIES UNDER THE EXPORT CONTROL REFORM ACT, AS AMENDED (TITLE 50, U.S.C., SEC. 4801, ET SEQ.).	

SPRING AND ADAPTOR KIT FOR .086 CONTACT CAVITY⁵



- ¹ MATERIAL:
 BODY AND CENTER CONTACT: COPPER ALLOY
 INSULATOR: TEFLON (PTFE)
 SPRING: STAINLESS STEEL
- ² FINISH: FRONT BODY AND CENTER CONTACT: 50-90 μIN GOLD PLATE OVER NICKEL
 REAR BODY: 3-15 μIN GOLD PLATE OVER NICKEL
- 3. SPRING IS SHIPPED LOOSE FROM CONTACT ASSEMBLY
- ⁴ RETENTION GROOVE REQUIRED FOR .086 ADAPTER KIT.
- ⁵ CONTAINS 2302345-2 AND ADAPTER KIT 2373609-1.
- 6. DEPENDING ON DATE OF MANUFACTURE, THE RETENTION GROOVE MAY OR MAY NOT BE FOUND ON INVENTORY ON 2302345-1.

⁵	2302345-3
⁴	2302345-2
--	2302345-1
REMARKS	PART NO.

SCALE 25:1
 CABLE PREPARATION FOR
 Ø.047 SEMI-RIGID CABLES

THIS DRAWING IS A CONTROLLED DOCUMENT.		DWN K. MILLER 31MAY2016	STE TE Connectivity	
DIMENSIONS: INCHES [mm]		CHK D. WILSON 31MAY2016		
TOLERANCES UNLESS OTHERWISE SPECIFIED:		APVD D. WILSON 11APR2018	NAME NanoRF PIN CONTACT ASSEMBLY	
0 PLC ±	1 PLC ±	PRODUCT SPEC 108-163006	SIZE A2	CAGE CODE 00779
2 PLC ±	3 PLC ±.005[0.13]	APPLICATION SPEC 408-163016	DRAWING NO C-2302345	RESTRICTED TO -
4 PLC ±	ANGLES ±	WEIGHT -	SCALE 20:1	SHEET 1 OF 1
MATERIAL ¹	FINISH ²	CUSTOMER DRAWING	REV C	