



## Main

Range of Product	Harmony Timer Relays
Product or Component Type	Single function relay
Fixing mode	Plug-in socket)
Discrete output type	Relay
Contacts type and composition	4 C/O
Component name	REXL
Time delay type	Power on-delay
Time delay range	6...60 s 1...10 s 6...60 min 1...10 min 0.1...1 s 10...100 h 1...10 h

## Complementary

Contacts material	Cadmium free
[Us] rated supply voltage	230 V AC 50/60 Hz
Voltage range	0.85...1.15 Us
Line Rated Current	5 A AC
Repeat accuracy	+/- 0.5 %
Setting accuracy of time delay	10 % at full scale 25 °C EN/IEC 61812-1
Temperature drift	0.05 %/°C
Maximum reset time	250 Ms after time delay, on de-energisation 50 ms during time delay, on de-energisation
Voltage drift	+/- 0.2 %/V
Maximum switching capacity	4 x 5 A
Maximum temporary permissible current	10 A < 10 s
Minimum switching current	100 mA
Electrical durability	100000 cycles 250 V AC resistive
Mechanical durability	10000000 cycles
Maximum power consumption	3 VA
[Ui] rated insulation voltage	250 V IEC 255 Group C 250 V VDE 0010
Output overvoltage protection	2 J
Surge withstand	2 kV EN/IEC 61000-4-5 level 3
Creepage distance	4 kV/3 IEC 60664-1
Local signalling	For output in operation 1 LED (red) For power ON 1 LED (yellow)
Net Weight	0.11 lb(US) (0.05 kg)

## Environment

Immunity to microbreaks	5 ms
Dielectric strength	2 KV 1 mA/1 minute 50 Hz EN/IEC 60601-1 2 kV 1 mA/1 minute 50 Hz EN/IEC 61812-1
Standards	EN 61000-6-2 EN 50081-2 EN/IEC 60601-1 EN/IEC 60601-2 73/23/EEC 93/68/EEC 89/336/EEC EN/IEC 61812-1
Product Certifications	CUL UL
Ambient air temperature for operation	-4...140 °F (-20...60 °C)
Ambient Air Temperature for Storage	-40...158 °F (-40...70 °C)
IP degree of protection	IP50 conforming to IEC 60529
Vibration resistance	0.35 mm 10...55 Hz)IEC 60068-2-6
Relative Humidity	95 % without condensation IEC 60068-2-6
Resistance to electrostatic discharge	6 KV in contact EN/IEC 61000-4-2 level 3 8 kV in air EN/IEC 61000-4-2 level 3
Resistance to electromagnetic fields	9.14 V/m (10 V/m) EN/IEC 61000-4-3 level 3
Resistance to fast transients	2 kV EN/IEC 61000-4-4 level 3
Immunity to radioelectric fields	10 V 0.15...80 MHz)EN/IEC 61000-4-6 level 3
Immunity to voltage dips	>= 95 % / 1 s EN/IEC 61000-4-11 30 % / 10 ms EN/IEC 61000-4-11 60 % / 100 ms EN/IEC 61000-4-11
Disturbance radiated/conducted	Class B EN 55022 (EN 55011 group 1)

## Ordering and shipping details

Category	22370 - RE, RM MISC TIMERS & COUNTERS
Discount Schedule	CP2
GTIN	3389119400107
Nbr. of units in pkg.	1
Package weight(Lbs)	1.83 oz (52 g)
Returnability	No
Country of origin	ID

## Packing Units

Unit Type of Package 1	PCE
Package 1 Height	1.22 in (3.1 cm)
Package 1 width	1.22 in (3.1 cm)
Package 1 Length	2.95 in (7.5 cm)
Unit Type of Package 2	S01
Number of Units in Package 2	48
Package 2 Weight	5.98 lb(US) (2.713 kg)
Package 2 Height	5.91 in (15 cm)
Package 2 width	5.91 in (15 cm)
Package 2 Length	15.75 in (40 cm)

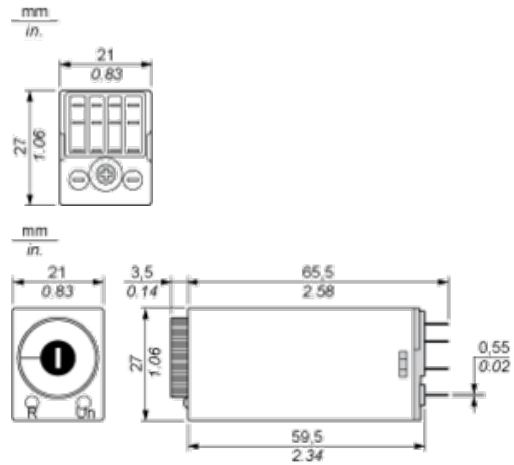
## Offer Sustainability

Sustainable offer status	Green Premium product
California proposition 65	WARNING: This product can expose you to chemicals including: Nickel compounds, which is known to the State of California to cause cancer, and Di-isodecyl phthalate (DIDP), which is known to the State of California to cause birth defects or other reproductive harm. For more information go to <a href="http://www.P65Warnings.ca.gov">www.P65Warnings.ca.gov</a>
REACH Regulation	<a href="#">REACH Declaration</a>
EU RoHS Directive	Pro-active compliance (Product out of EU RoHS legal scope) <a href="#">EU RoHS Declaration</a>
Mercury free	Yes
RoHS exemption information	<a href="#">Yes</a>
China RoHS Regulation	<a href="#">China RoHS Declaration</a>
Environmental Disclosure	<a href="#">Product Environmental Profile</a>

## Contractual warranty

Warranty	18 months
----------	-----------


Width 21 mm



---

## Terminal Referencing

---

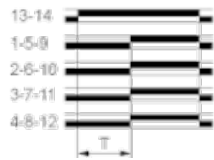


Function A : Power on Delay Relay

Description

The timing period T begins on energisation. After timing, the outputs close.

4 Timed C/O Contacts



Legend

- Relay de-energised
- Relay energised
- Output open
- Output closed

R	Relay output
T	Timing period