

1 2 3 4 5 6

REVISIONS				
REV.	ECN	DESCRIPTION	DATE	APPROVED
A		PROPOSAL	JUN18/08	
B		UPDATED	AUG05/08	

A

B

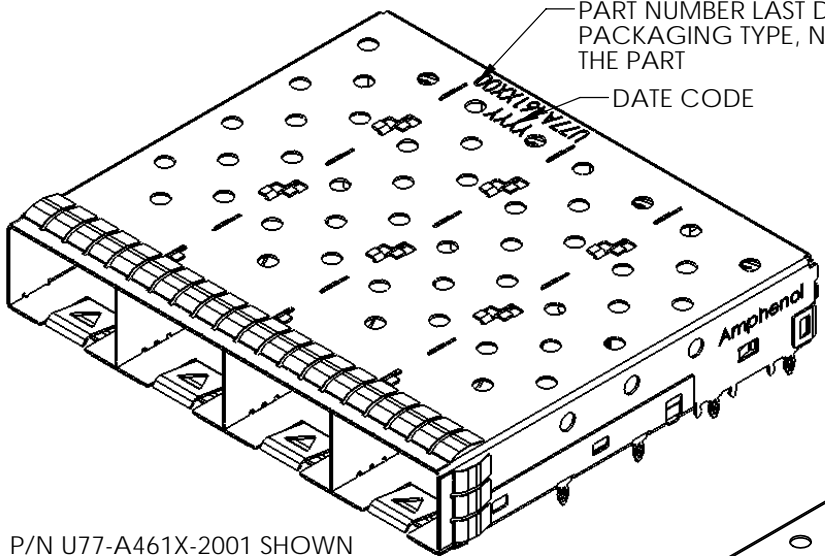
C

D

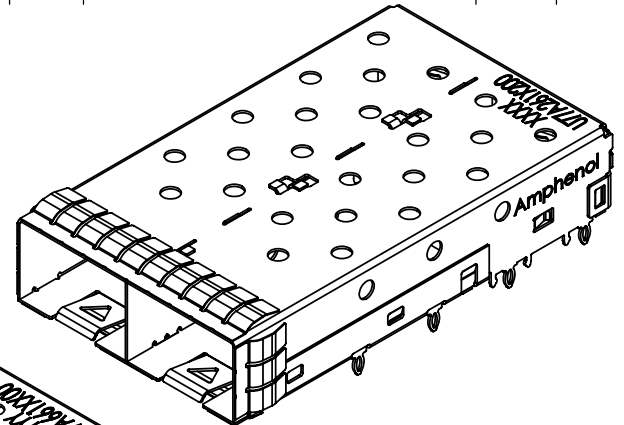
A

B

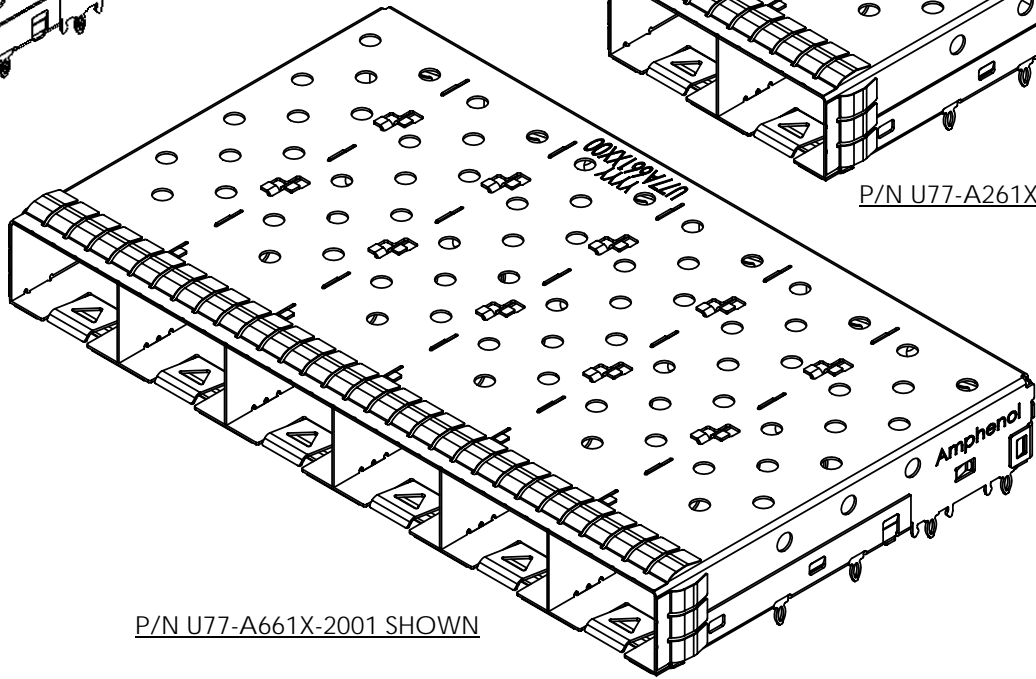
C



P/N U77-A461X-2001 SHOWN



P/N U77-A261X-2001 SHOWN



P/N U77-A661X-2001 SHOWN

PART NUMBER LAST DIGIT INDICATING
PACKAGING TYPE, NOT PRINTED ON
THE PART

DATE CODE

MATERIAL (RoHS COMPLIANT)

CAGE:
COPPER ALLOY

PLATING:
100 u" [2.54um] MIN NICKEL

PACKAGING:
TRAY PACKAGING

TEMPERATURE RANGE:
-40° C TO 85° C



AMPHENOL PART NUMBER CONFIGURATION
U77-A X 6 1 X 2 0 0 1

NUMBER OF PORTS

2 = 2 PORTS
4 = 4 PORTS
6 = 6 PORTS

MOUNTING

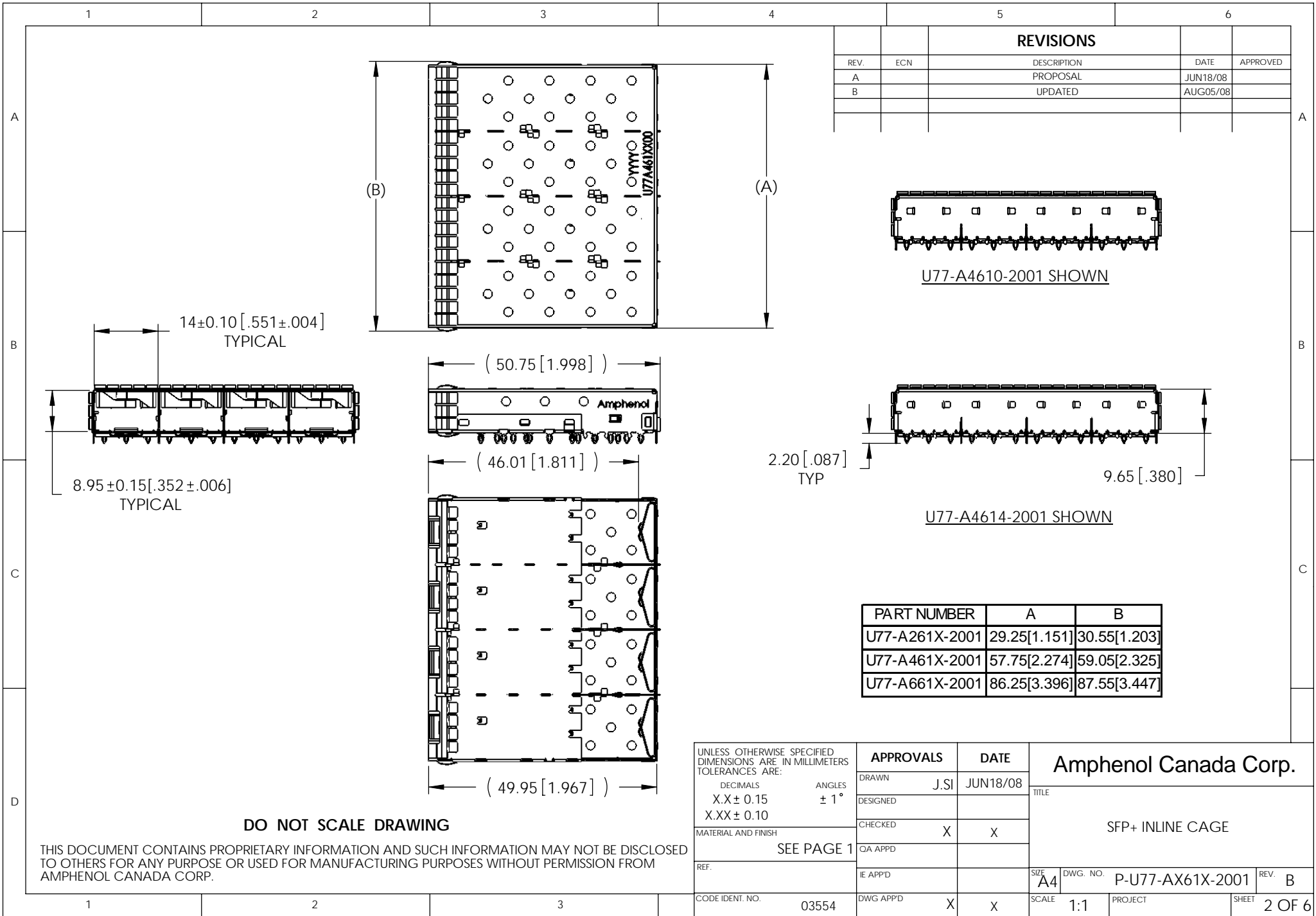
0 = STANDARD
4 = REAR PRESS-FIT PINS

DO NOT SCALE DRAWING

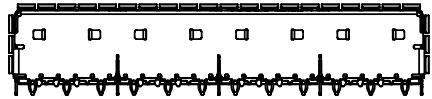
THIS DOCUMENT CONTAINS PROPRIETARY INFORMATION AND SUCH INFORMATION MAY NOT BE DISCLOSED TO OTHERS FOR ANY PURPOSE OR USED FOR MANUFACTURING PURPOSES WITHOUT PERMISSION FROM AMPHENOL CANADA CORP.

UNLESS OTHERWISE SPECIFIED DIMENSIONS ARE IN MILLIMETERS TOLERANCES ARE: DECIMALS ANGLES X.X ± 0.15 ± 1° X.XX ± 0.10	APPROVALS		DATE	Amphenol Canada Corp. TITLE SFP+ INLINE CAGE	
	DRAWN	J.SI	JUN18/08		
	DESIGNED				
	CHECKED	X	X		
MATERIAL AND FINISH	SEE PAGE 1		QA APPD		
REF.	IE APPD			SIZE A4	
CODE IDENT. NO.	03554	DWG APPD	X	X	DWG. NO. P-U77-AX61X-2001
					SCALE 3:2
					PROJECT
					SHEET 1 OF 6

1 2 3 4 5 6



REVISIONS				
REV.	ECN	DESCRIPTION	DATE	APPROVED
A		PROPOSAL	JUN18/08	
B		UPDATED	AUG05/08	



U77-A4610-2001 SHOWN



U77-A4614-2001 SHOWN

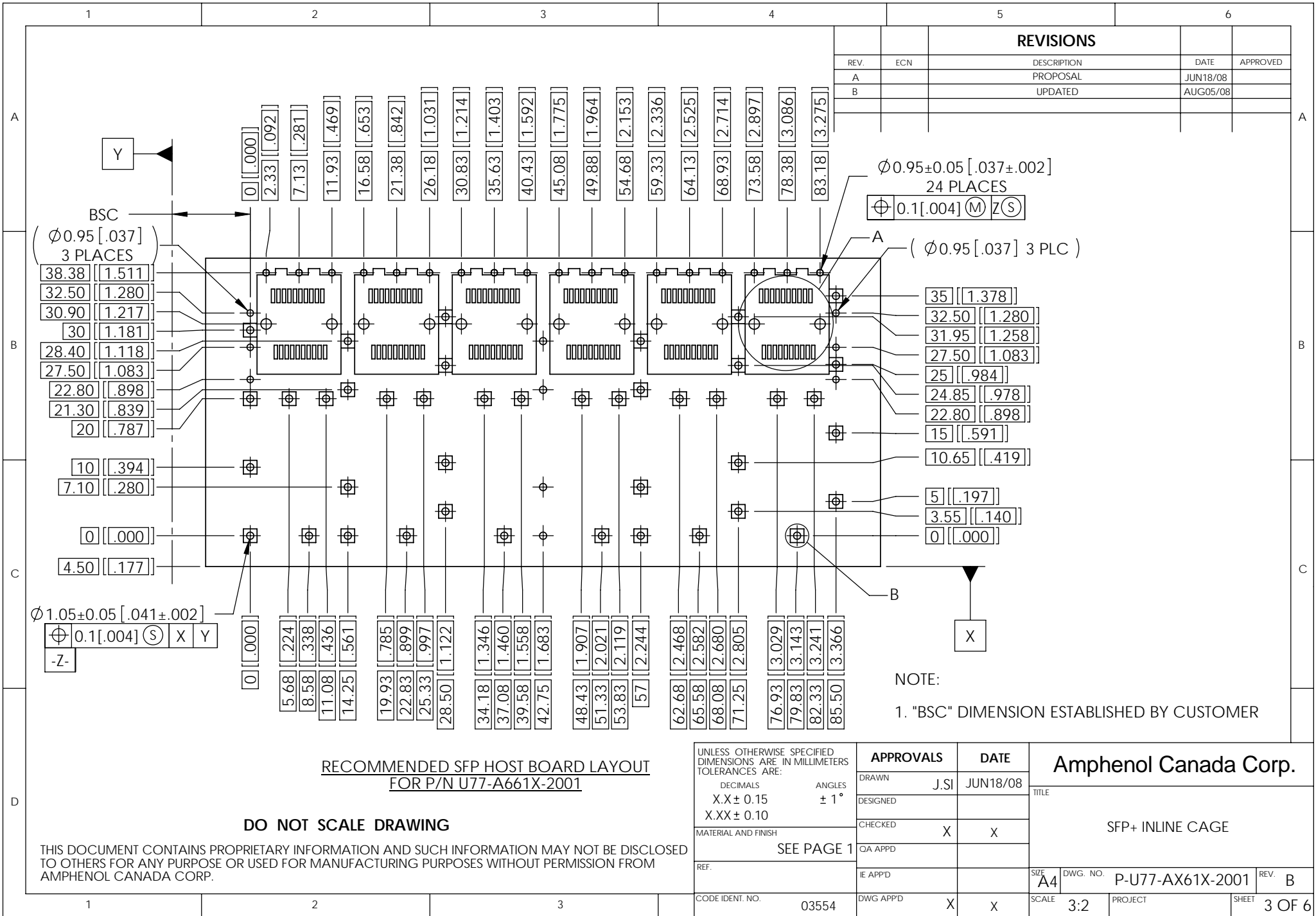
PART NUMBER	A	B
U77-A261X-2001	29.25[1.151]	30.55[1.203]
U77-A461X-2001	57.75[2.274]	59.05[2.325]
U77-A661X-2001	86.25[3.396]	87.55[3.447]

DO NOT SCALE DRAWING

THIS DOCUMENT CONTAINS PROPRIETARY INFORMATION AND SUCH INFORMATION MAY NOT BE DISCLOSED TO OTHERS FOR ANY PURPOSE OR USED FOR MANUFACTURING PURPOSES WITHOUT PERMISSION FROM AMPHENOL CANADA CORP.

UNLESS OTHERWISE SPECIFIED DIMENSIONS ARE IN MILLIMETERS TOLERANCES ARE: DECIMALS X.X ± 0.15 X.XX ± 0.10 MATERIAL AND FINISH SEE PAGE 1 REF. CODE IDENT. NO. 03554	APPROVALS		DATE
	DRAWN	J.SI	JUN18/08
	DESIGNED		
	CHECKED	X	X
	QA APPD		
	IE APPD		
	DWG APPD	X	X

Amphenol Canada Corp.			
TITLE SFP+ INLINE CAGE			
SIZE A4	DWG. NO. P-U77-AX61X-2001	REV. B	
SCALE 1:1	PROJECT	SHEET 2 OF 6	



REVISIONS				
REV.	ECN	DESCRIPTION	DATE	APPROVED
A		PROPOSAL	JUN18/08	
B		UPDATED	AUG05/08	

Ø 0.95±0.05 [.037±.002]
24 PLACES
⊕ 0.1[.004] (M) Z(S)

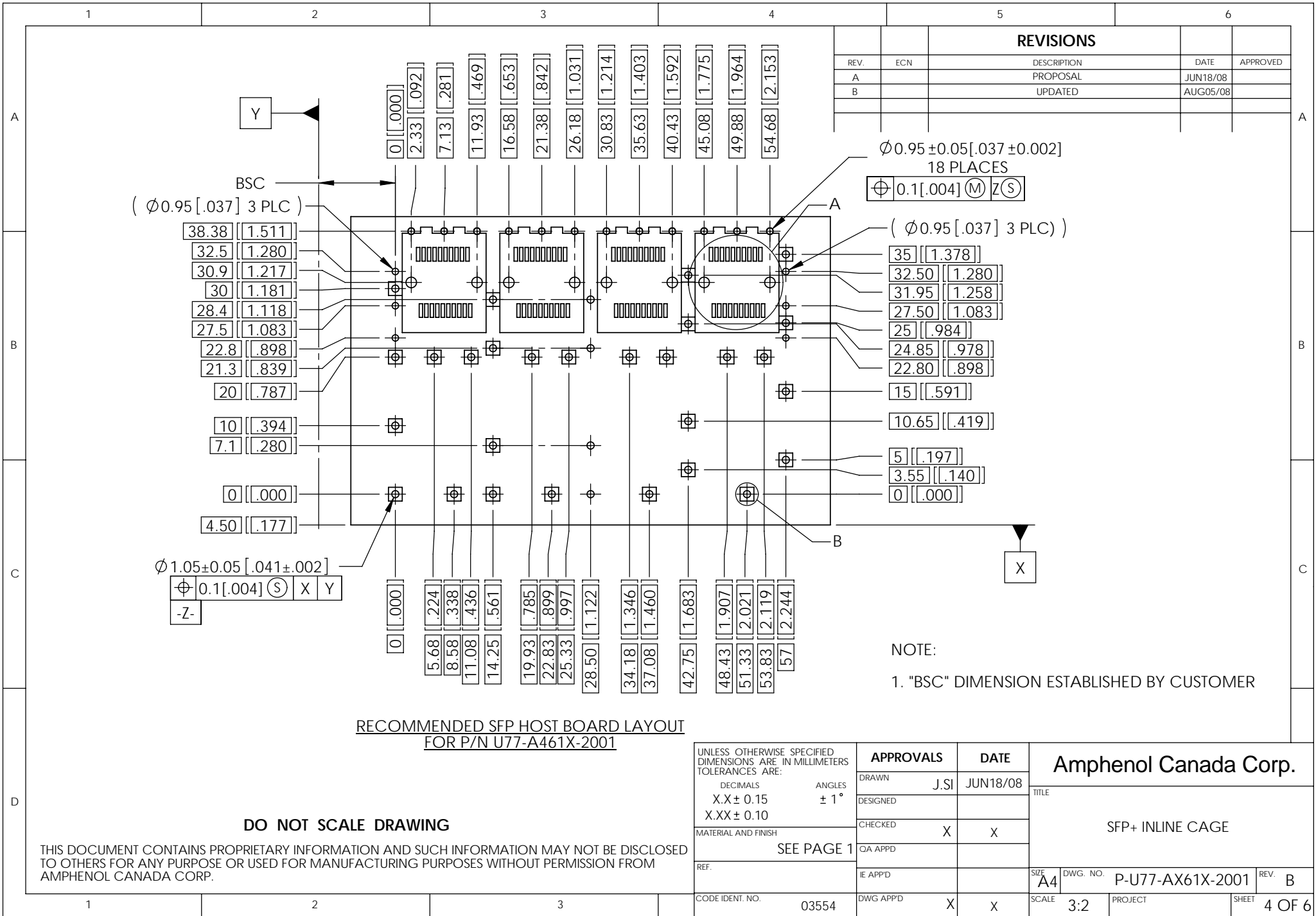
NOTE:
1. "BSC" DIMENSION ESTABLISHED BY CUSTOMER

**RECOMMENDED SFP HOST BOARD LAYOUT
FOR P/N U77-A661X-2001**

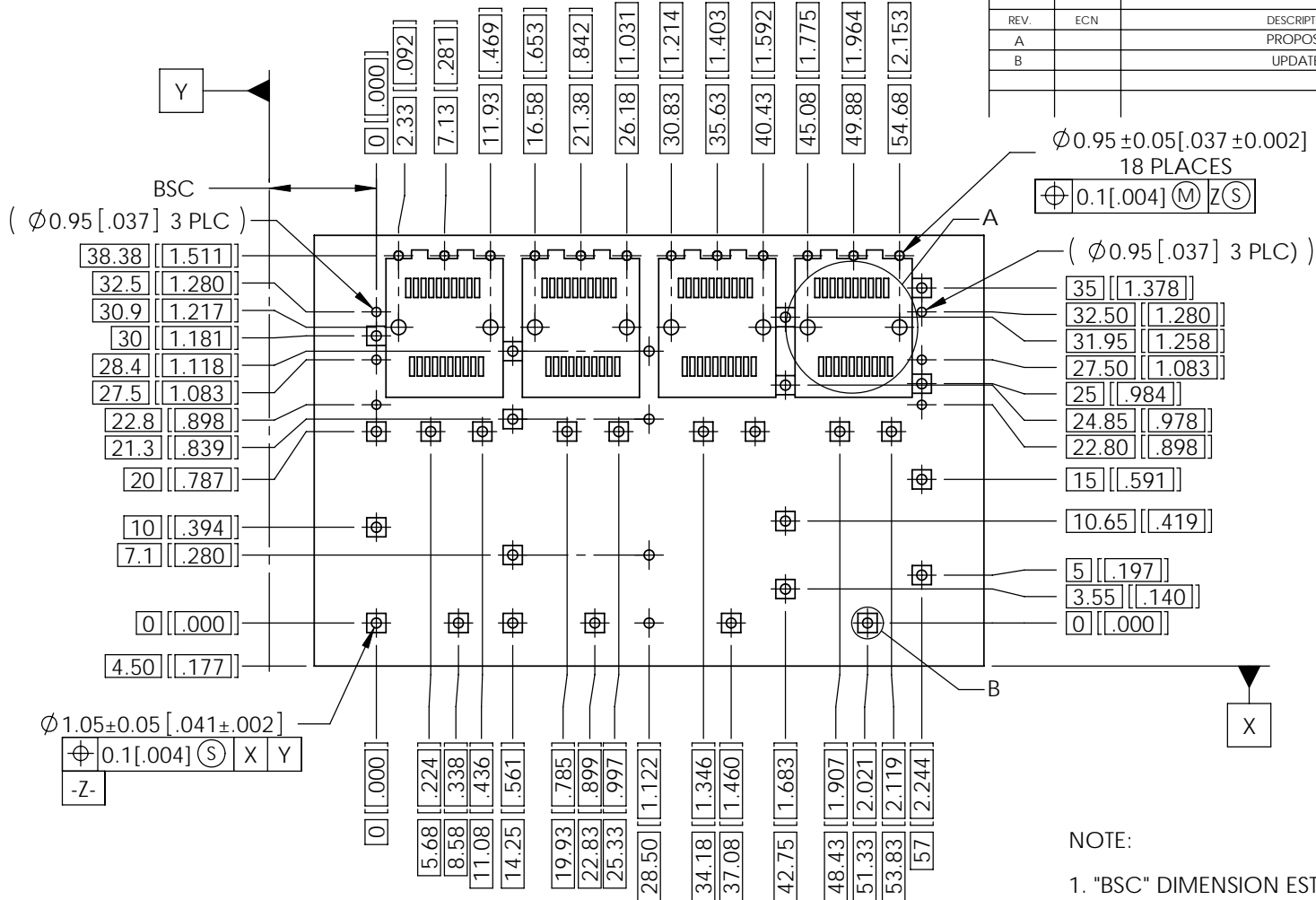
DO NOT SCALE DRAWING

THIS DOCUMENT CONTAINS PROPRIETARY INFORMATION AND SUCH INFORMATION MAY NOT BE DISCLOSED TO OTHERS FOR ANY PURPOSE OR USED FOR MANUFACTURING PURPOSES WITHOUT PERMISSION FROM AMPHENOL CANADA CORP.

UNLESS OTHERWISE SPECIFIED DIMENSIONS ARE IN MILLIMETERS TOLERANCES ARE:		APPROVALS		DATE		Amphenol Canada Corp.	
DECIMALS X.X ± 0.15 X.XX ± 0.10	ANGLES ± 1°	DRAWN J.SI	JUN18/08	TITLE SFP+ INLINE CAGE			
MATERIAL AND FINISH SEE PAGE 1	REF.	DESIGNED	CHECKED X	X	SIZE A4	DWG. NO. P-U77-AX61X-2001	REV. B
CODE IDENT. NO. 03554	DWG APP'D X	X	X	SCALE 3:2	PROJECT	SHEET 3 OF 6	



REVISIONS				
REV.	ECN	DESCRIPTION	DATE	APPROVED
A		PROPOSAL	JUN18/08	
B		UPDATED	AUG05/08	

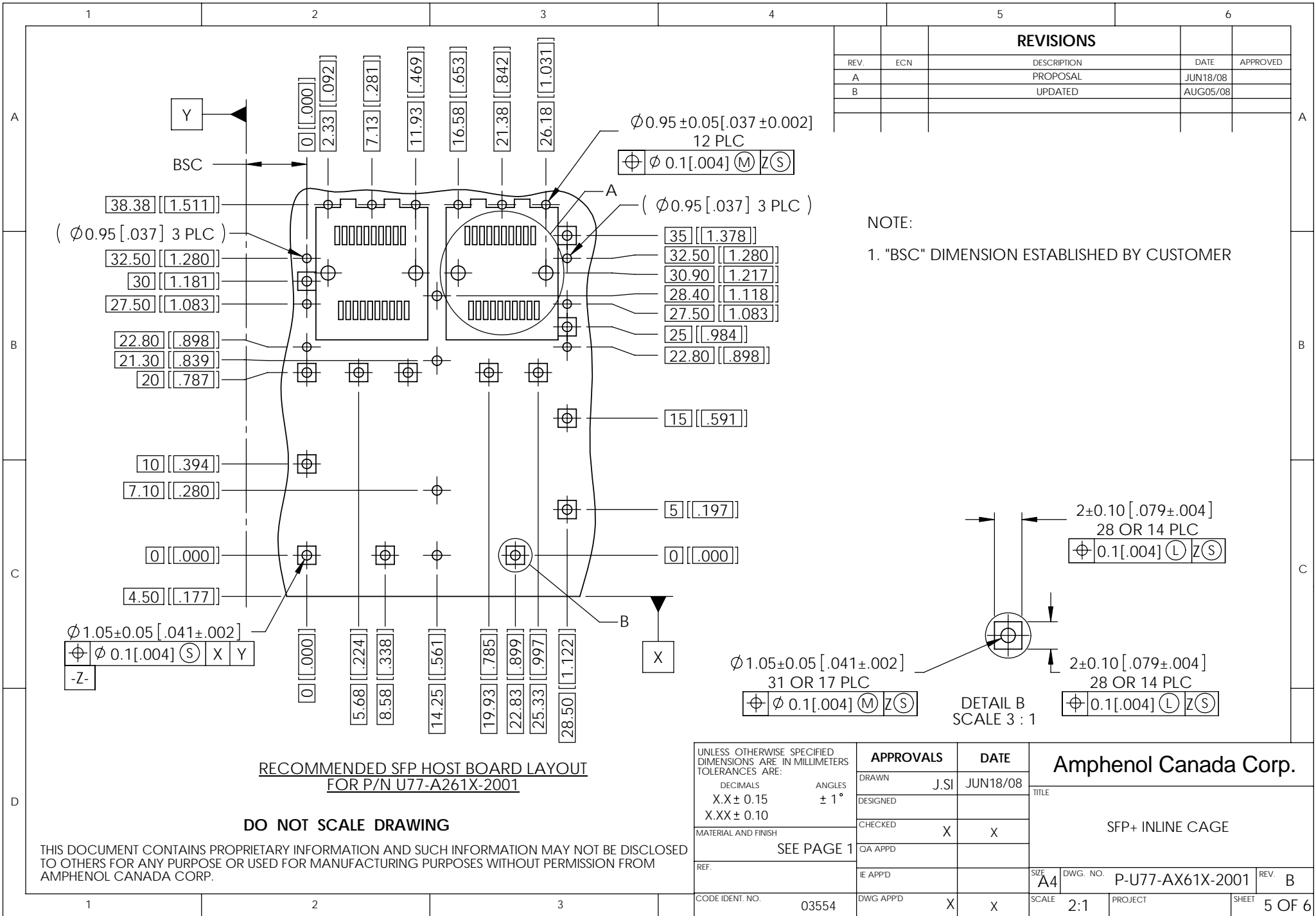


RECOMMENDED SFP HOST BOARD LAYOUT
FOR P/N U77-A461X-2001

DO NOT SCALE DRAWING

THIS DOCUMENT CONTAINS PROPRIETARY INFORMATION AND SUCH INFORMATION MAY NOT BE DISCLOSED TO OTHERS FOR ANY PURPOSE OR USED FOR MANUFACTURING PURPOSES WITHOUT PERMISSION FROM AMPHENOL CANADA CORP.

UNLESS OTHERWISE SPECIFIED DIMENSIONS ARE IN MILLIMETERS TOLERANCES ARE: DECIMALS X.X ± 0.15 X.XX ± 0.10 MATERIAL AND FINISH SEE PAGE 1 REF.	APPROVALS		DATE		Amphenol Canada Corp. TITLE SFP+ INLINE CAGE SIZE A4 DWG. NO. P-U77-AX61X-2001 REV. B SCALE 3:2 PROJECT SHEET 4 OF 6
	DRAWN	J.SI	JUN18/08		
	DESIGNED				
	CHECKED	X	X		
	QA APPD				
	IE APPD				
CODE IDENT. NO.	03554	DWG APPD	X	X	



REVISIONS				
REV.	ECN	DESCRIPTION	DATE	APPROVED
A		PROPOSAL	JUN18/08	
B		UPDATED	AUG05/08	

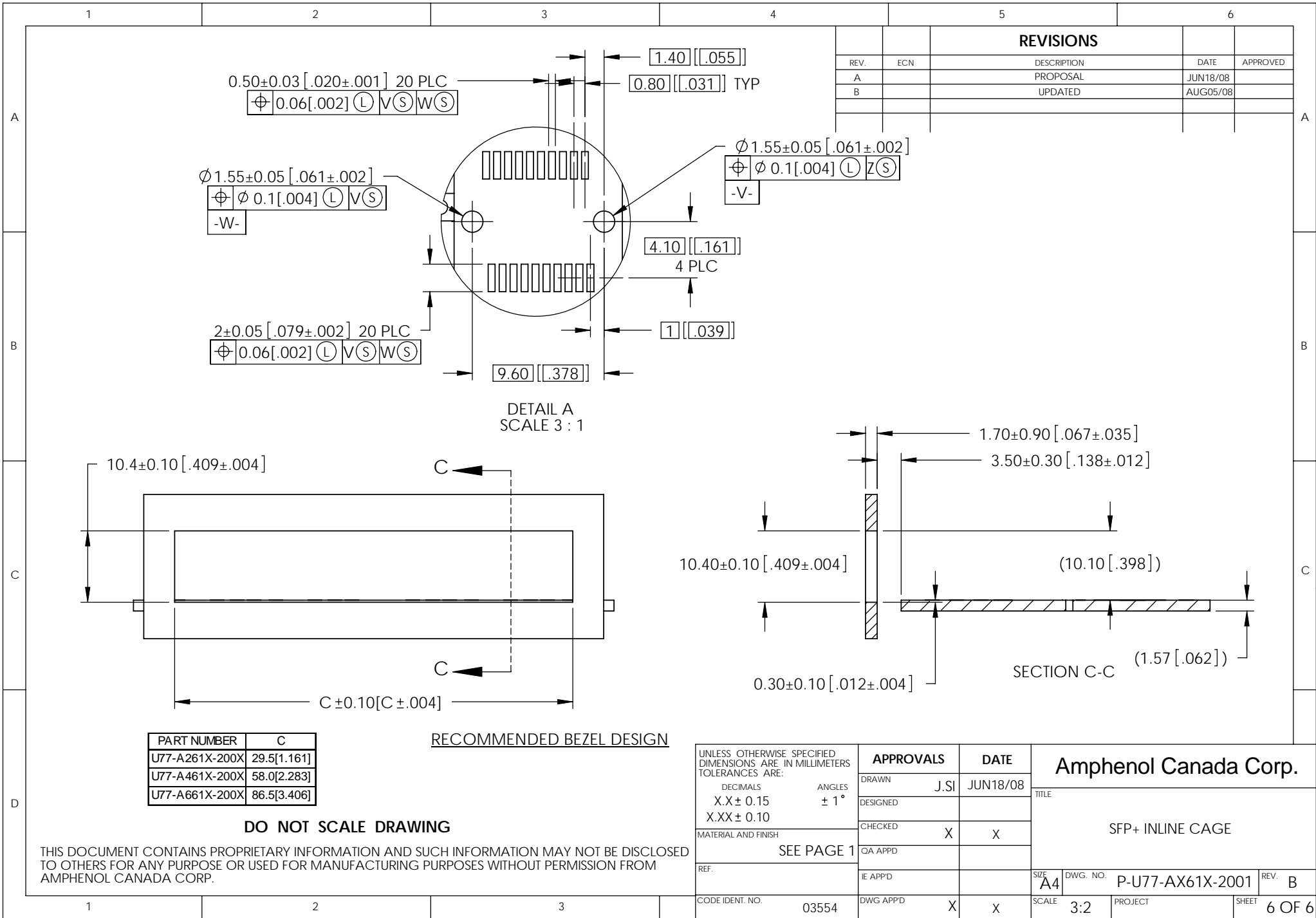
NOTE:
1. "BSC" DIMENSION ESTABLISHED BY CUSTOMER

**RECOMMENDED SFP HOST BOARD LAYOUT
FOR P/N U77-A261X-2001**

DO NOT SCALE DRAWING

THIS DOCUMENT CONTAINS PROPRIETARY INFORMATION AND SUCH INFORMATION MAY NOT BE DISCLOSED TO OTHERS FOR ANY PURPOSE OR USED FOR MANUFACTURING PURPOSES WITHOUT PERMISSION FROM AMPHENOL CANADA CORP.

UNLESS OTHERWISE SPECIFIED DIMENSIONS ARE IN MILLIMETERS TOLERANCES ARE:		APPROVALS		DATE		Amphenol Canada Corp.	
DECIMALS X.X ± 0.15 X.XX ± 0.10	ANGLES ± 1°	DRAWN J.SI	DESIGNED	JUN18/08			
MATERIAL AND FINISH SEE PAGE 1		CHECKED X	QA APPD	X		SIZE A4	DWG. NO. P-U77-AX61X-2001
REF.		IE APPD				SCALE 2:1	PROJECT
CODE IDENT. NO. 03554		DWG APPD X		X		SHEET 5 OF 6	REV. B



UNLESS OTHERWISE SPECIFIED DIMENSIONS ARE IN MILLIMETERS TOLERANCES ARE:		APPROVALS		DATE	Amphenol Canada Corp.
DECIMALS	ANGLES	DRAWN	J.SI	JUN18/08	
X.X ± 0.15	± 1°	DESIGNED			
X.XX ± 0.10		CHECKED	X	X	
MATERIAL AND FINISH		QA APPD			
SEE PAGE 1		IE APPD			TITLE
REF.		DWG APPD	X	X	SFP+ INLINE CAGE
CODE IDENT. NO.	03554				SIZE A4
					DWG. NO. P-U77-AX61X-2001
					SCALE 3:2
					PROJECT
					SHEET 6 OF 6