

**VCO (Voltage Controlled Oscillator) 0.5 inch  
Commercial SMT (Surface Mount), Frequency of  
950 MHz to 1.1 GHz, Phase Noise -104 dBc/Hz**

FMVC14001 is a High Reliability Low Noise Voltage Controlled Oscillator (VCO) which covers a 950 MHz to 1100 MHz frequency band with a voltage tuning range from 0.0V to 4.5V. This design features exceptional phase noise performance of -104 dBc/Hz @ 10 kHz offset. Supply Voltage is +5V with a generated output power level of +9.0 dBm and 2nd harmonic output of -18 dBc typical. The VCO has a buffer amplifier for increased design flexibility. The assembly is RoHS compliant and available in a compact 0.5 inch SMT package with an industry standard mounting footprint. The bottom surface is copper clad with 2-5 micro inches of immersion Gold over 150 - 250 micro inches of Electro less Nickel which makes it resistant to oxidation for ease of soldering. The VCO operates over a temperature range of -40°C to +85°C and is designed to meet a variety of MIL-STD-202 test conditions including Humidity, Shock, and Vibration.



**Features:**

- 950 MHz to 1100 MHz Bandwidth
- -104 dBc/Hz @ 10kHz offset
- Tuning Voltage 0.0V to 4.5V
- Pout = +9.0 dBm
- Integrated Buffer Amplifier
- Harmonics = -18 dBc
- RoHS Compliant Assembly
- 0.5" SMT package
- Industry Standard Mounting Footprint
- Designed to meet MIL-STD-202 Environmental Conditions

**Applications:**

- Phase Locked Loop
- Function Generators
- Frequency Synthesizers
- Receivers
- Electronic Jamming Equipment
- Local Oscillator
- Wireless Communications
- SATCOM
- Optical Communications
- Military Electronic Systems

**Electrical Specifications**

Description	Min	Typ	Max	Units
Frequency Range	0.95		1.1	GHz
Tuning Voltage	0		4.5	Vdc
Supply Voltage (DC)	4.5	5	5.5	Vdc
Supply Current (DC)		16	18	mA
Phase Noise @1kHz Offset		-82	-80	dBc/Hz
Phase Noise @10kHz Offset		-104	-103	dBc/Hz
Phase Noise @100kHz Offset		-124	-123	dBc/Hz
Output Power	+8	+9	+10	dBm
Tuning Sensitivity (Kvco)	35		55	MHz/V
Pushing		0.8	2.2	MHz/V
Pulling (pk-pk)		300	800	KHz
Tuning Port Capacitance		20		pF
Load Impedance		50		Ohms
2nd Harmonics		-18	-15	dBc

**Mechanical Specifications**

<b>Size</b>	
Length	0.5 in [12.7 mm]
Width	0.5 in [12.7 mm]
Height	0.125 in [3.18 mm]
Body Material and Plating	Copper Clad, Nickel, Gold
Design	Commercial
Package Style	Surface Mount

**Environmental Specifications**

<b>Temperature</b>	
Operating Range	-40 to +85 deg C
Storage Range	-55 to +125 deg C
Humidity	MIL-STD-202, Method 103, 90% RH, +65 C
Shock	MIL-STD-202, Method 2131
Vibration	MIL-STD-202, Method 204D
Temperature Cycle	MIL-STD-202, Method 107B

Fairview Microwave  
1130 Junction Dr. #100  
Allen, TX 75013  
Tel: 1-800-715-4396 / (972) 649-6678  
Fax: (972) 649-6689  
[www.fairviewmicrowave.com](http://www.fairviewmicrowave.com)  
[sales@fairviewmicrowave.com](mailto:sales@fairviewmicrowave.com)

ESD Sensitivity

ESD Sensitive Material, Transport material in Approved ESD bags. Handle only in ESD Workstation.



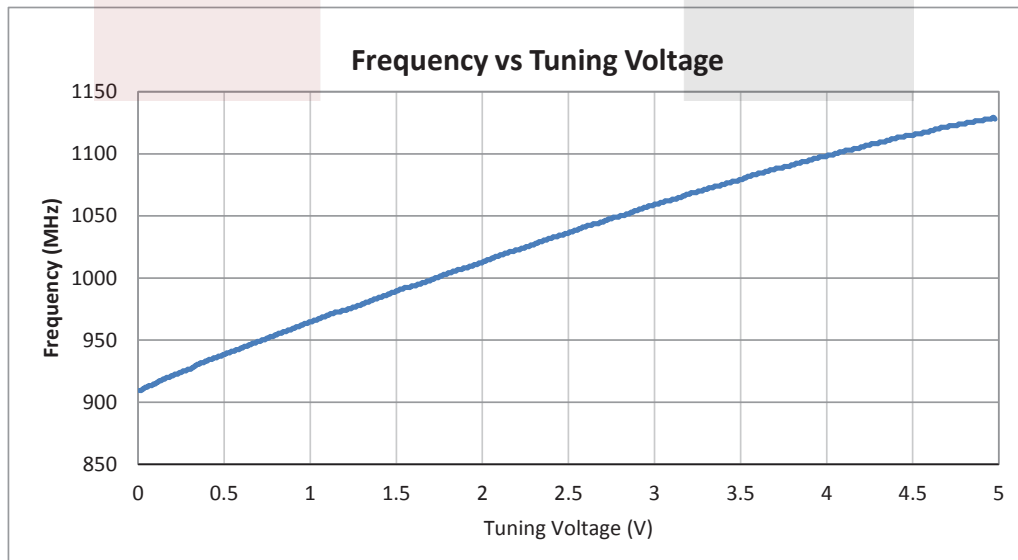
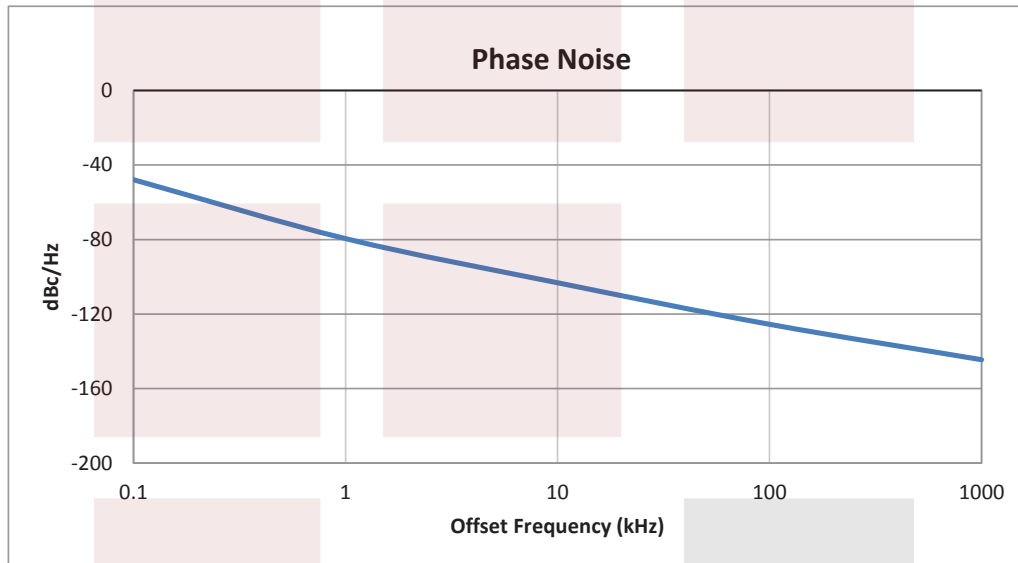
**Compliance Certifications** (visit [www.FairviewMicrowave.com](http://www.FairviewMicrowave.com) for current document)

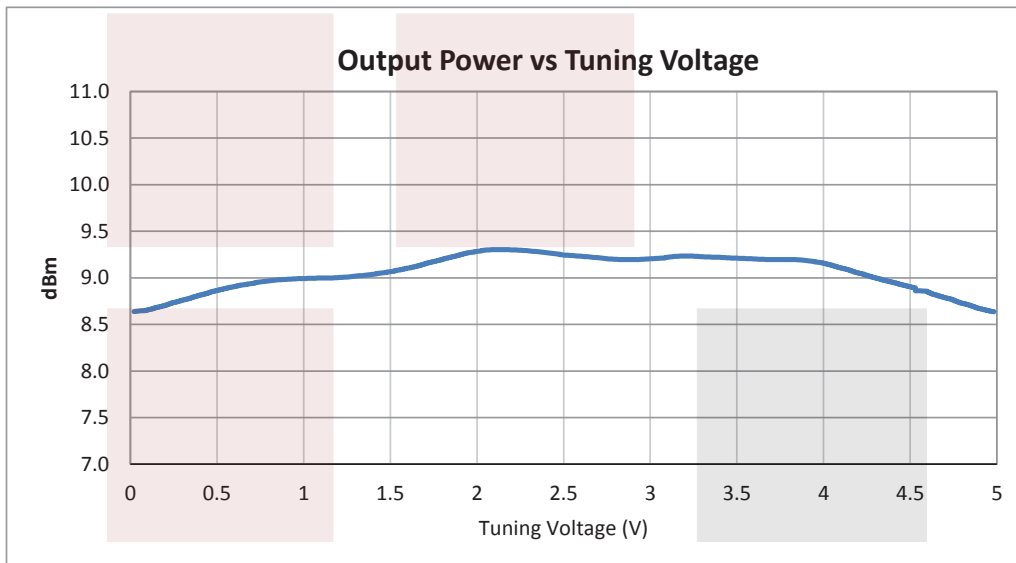
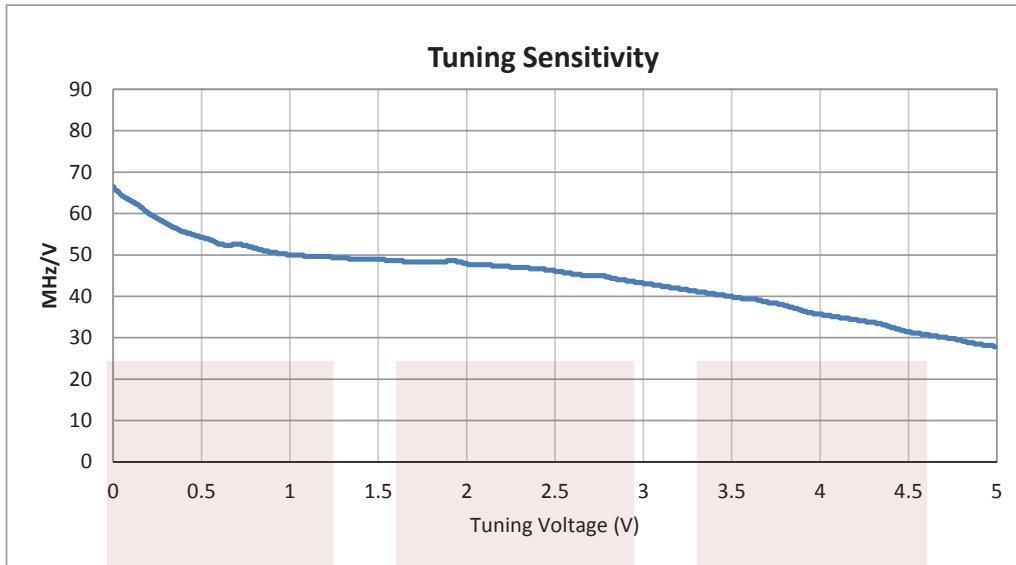
RoHS Compliant Yes  
 REACH Compliant 12/17/2015

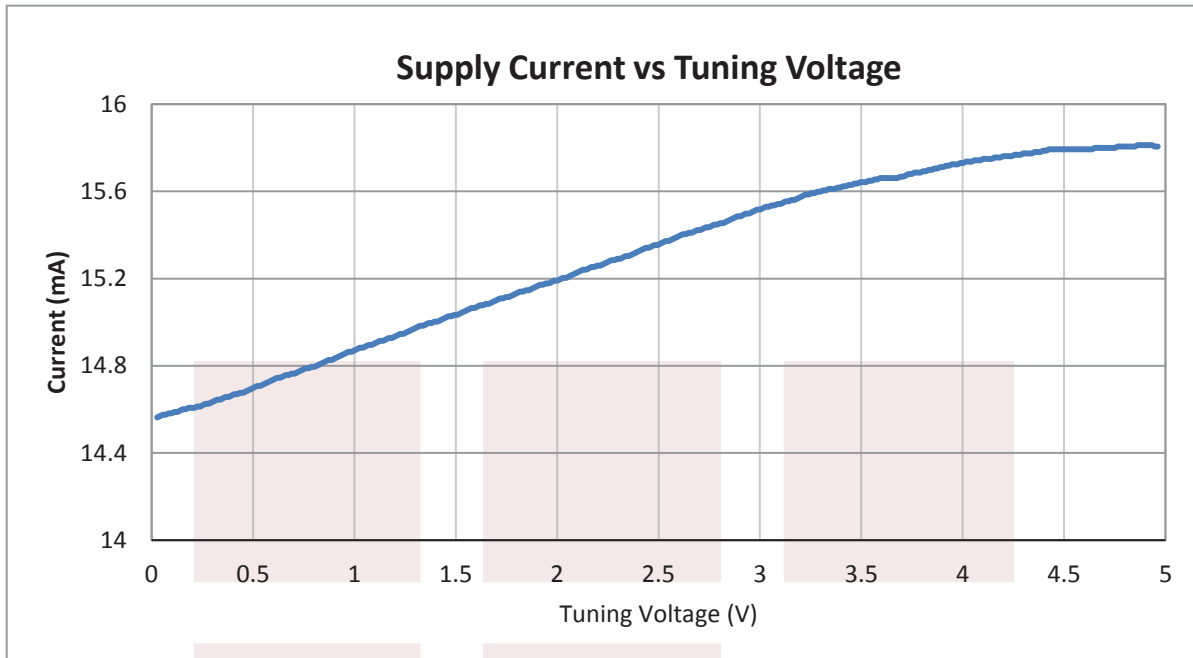
**Plotted and Other Data**

Notes:

**Typical Performance Data**





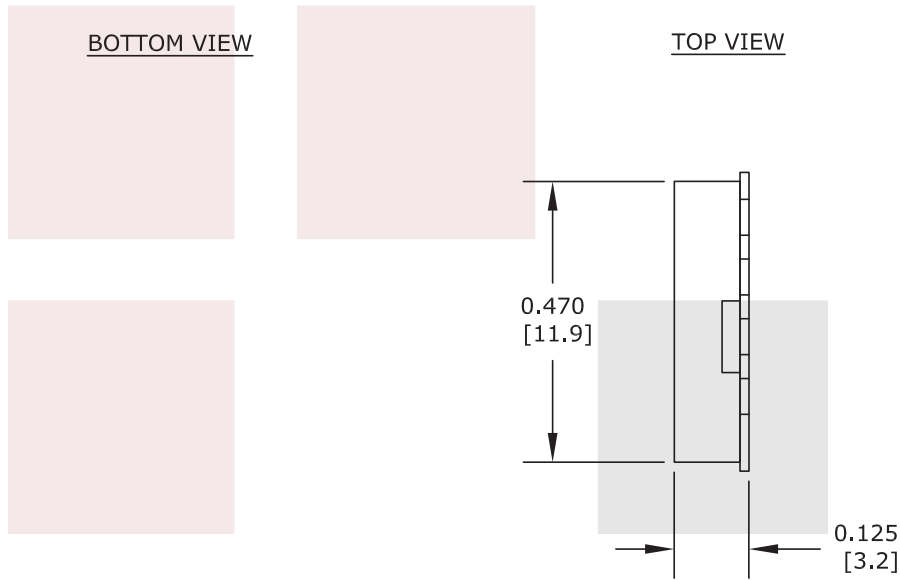
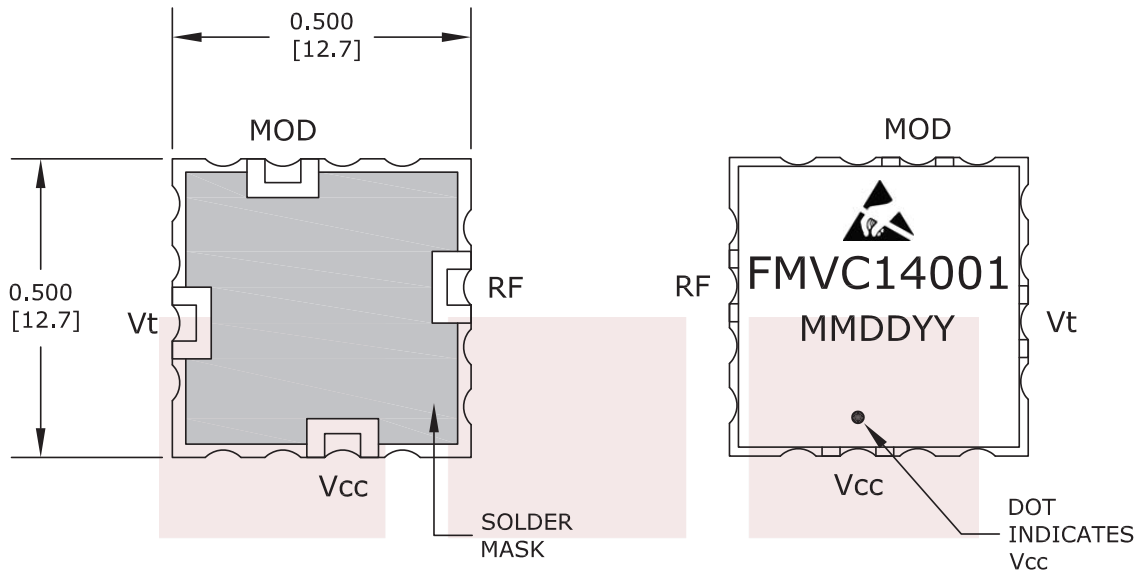


VCO (Voltage Controlled Oscillator) 0.5 inch Commercial SMT (Surface Mount), Frequency of 950 MHz to 1.1 GHz, Phase Noise -104 dBc/Hz from Fairview Microwave is in-stock and available to ship same-day. All of our RF/microwave products are available off-the-shelf from our ISO 9001:2008 certified facilities in Allen, Texas. Fairview Microwave is RF on-demand.

For additional information on this product, please click the following link: [VCO \(Voltage Controlled Oscillator\) 0.5 inch Commercial SMT \(Surface Mount\), Frequency of 950 MHz to 1.1 GHz, Phase Noise -104 dBc/Hz FMVC14001](#)

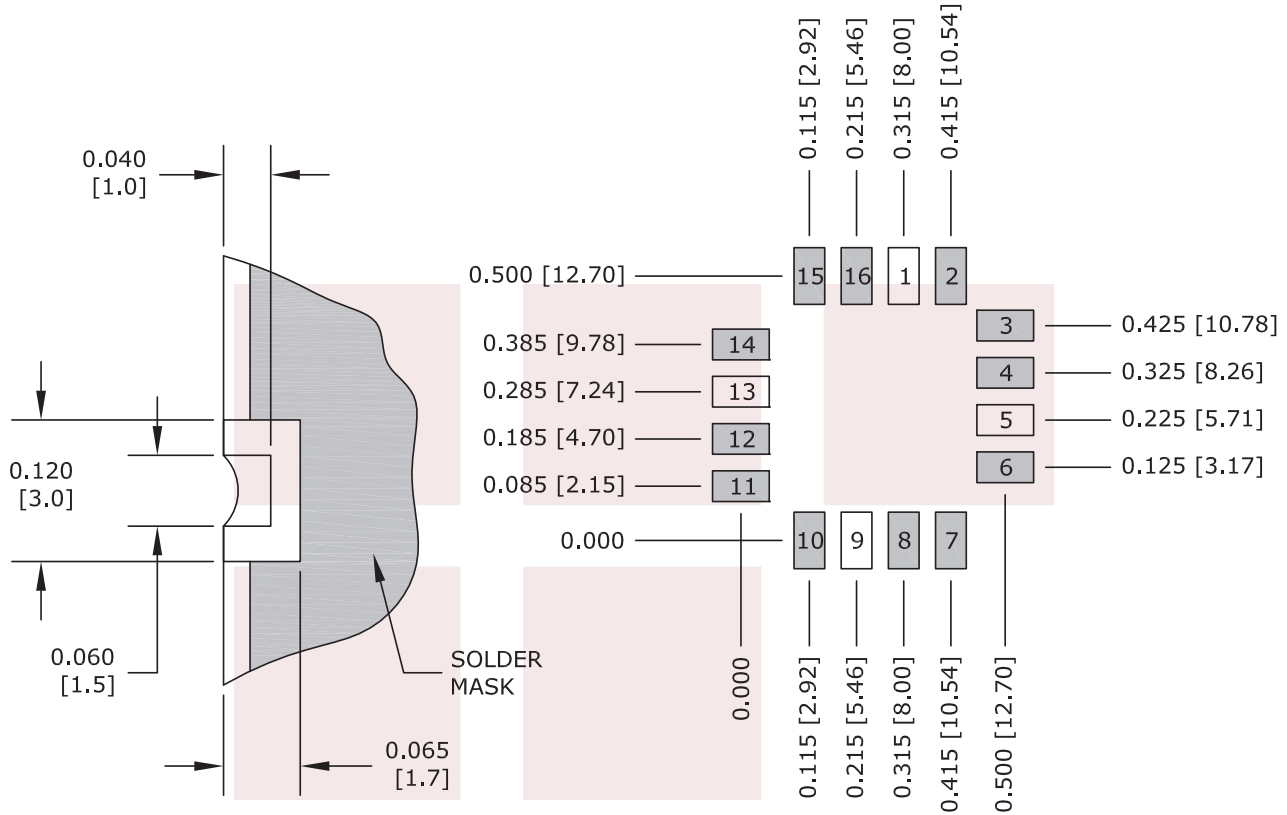
URL: <http://www.fairviewmicrowave.com/vco-voltage-controlled-oscillator-smt-surface-mount-1.1-ghz-fmvc14001-p.aspx>

The information contained in this document is accurate to the best of our knowledge and representative of the part described herein. It may be necessary to make modifications to the part and/or the documentation of the part, in order to implement improvements. Fairview Microwave reserves the right to make such changes as required. Unless otherwise stated, all specifications are nominal. Fairview Microwave does not make any representation or warranty regarding the suitability of the part described herein for any particular purpose, and Fairview Microwave does not assume any liability arising out of the use of any part or documentation.



- NOTES:**
1. THE CASE IS GROUND.
  2. UNLESS OTHERWISE SPECIFIED ALL DIMENSIONS ARE IN INCHES [mm].
  3. UNLESS OTHERWISE SPECIFIED FINISH IS 150-250 MICRO INCHES ELECTROLESS NICKEL OVER COPPER CLAD PCB, 2-5 MICRO INCHES IMMERSION GOLD, OVER NICKEL.
  4. MOD PORT NOT AVAILABLE ON ALL MODELS.

<b>FAIRVIEW MICROWAVE INC.</b> ALLEN, TX 75013 WWW.FAIRVIEWMICROWAVE.COM		NOTES: 1. UNLESS OTHERWISE SPECIFIED ALL DIMENSIONS ARE NOMINAL. 2. ALL SPECIFICATIONS ARE SUBJECT TO CHANGE WITHOUT NOTICE AT ANY TIME. 3. DIMENSIONS ARE IN INCHES [mm].			
TITLE VCO (Voltage Controlled Oscillator) 0.5 inch Commercial SMT (Surface Mount), Frequency of 950 MHz to 1.1 GHz, Phase Noise -104 dBc/Hz		DWG NO <b>FMVC14001</b>		CAGE CODE <b>3FKR5</b>	
CAD FILE	082415	SHEET	SCALE	N/A	SIZE A 2233



PAD DETAIL

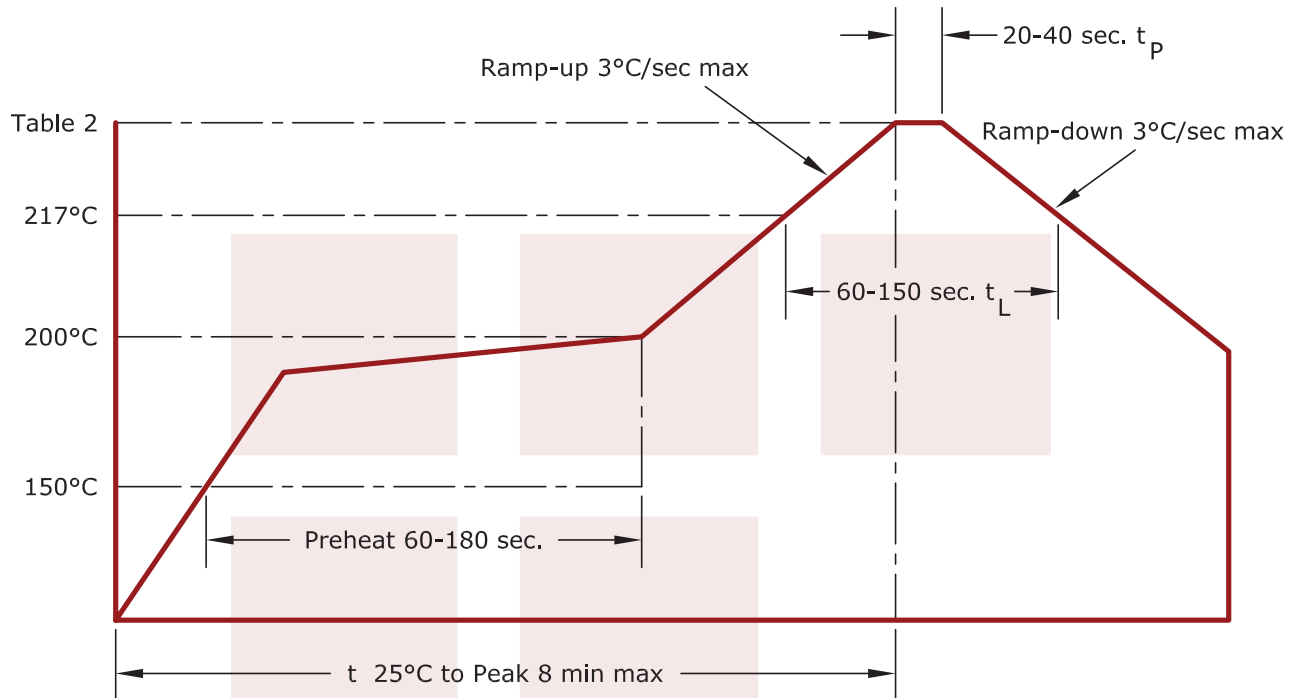
Pin	Con.
1	Vcc
5	RF
9	MOD
13	Vt
Others	GND

PCB PAD LAYOUT

**NOTES:**

1. THE CASE IS GROUND.
2. UNLESS OTHERWISE SPECIFIED ALL DIMENSIONS ARE IN INCHES [mm].
3. UNLESS OTHERWISE SPECIFIED FINISH IS 150-250 MICRO INCHES ELECTROLESS NICKEL OVER COPPER CLAD PCB, 2-5 MICRO INCHES IMMERSION GOLD, OVER NICKEL.
4. MOD PORT NOT AVAILABLE ON ALL MODELS.

<b>FAIRVIEW MICROWAVE INC.</b>		NOTES: 1. UNLESS OTHERWISE SPECIFIED ALL DIMENSIONS ARE NOMINAL. 2. ALL SPECIFICATIONS ARE SUBJECT TO CHANGE WITHOUT NOTICE AT ANY TIME. 3. DIMENSIONS ARE IN INCHES [mm].			
ALLEN, TX 75013 WWW.FAIRVIEWMICROWAVE.COM		DWG NO <b>FMVC14001</b>		CAGE CODE <b>3FKR5</b>	
TITLE VCO (Voltage Controlled Oscillator) 0.5 inch Commercial SMT (Surface Mount), Frequency of 950 MHz to 1.1 GHz, Phase Noise -104 dBc/Hz		CAD FILE 082415	SHEET	SCALE N/A	SIZE A 2233



Item	Condition
Tip Temp. (max.)	260°
Iron Power (max.)	20 W
Time (max.)	3 Sec.
Note.	Avoid excess pressure to castelations

Pkg.	tp (°C)
VS	260
MMS	260
MS	245
All Others	245

**NOTES:**

1. ALL VCO'S HAVE A MS RATING OF 1
2. ALL PRODUCTS CONFORM TO JEDEC J-STD-020C FOR LEAD FREE PROCESSING.

<b>FAIRVIEW MICROWAVE INC.</b> ALLEN, TX 75013 WWW.FAIRVIEWMICROWAVE.COM		NOTES: 1. UNLESS OTHERWISE SPECIFIED ALL DIMENSIONS ARE NOMINAL. 2. ALL SPECIFICATIONS ARE SUBJECT TO CHANGE WITHOUT NOTICE AT ANY TIME. 3. DIMENSIONS ARE IN INCHES [mm].			
TITLE VCO (Voltage Controlled Oscillator) 0.5 inch Commercial SMT (Surface Mount), Frequency of 950 MHz to 1.1 GHz, Phase Noise -104 dBc/Hz		DWG NO FMVC14001		CAGE CODE 3FKR5	
CAD FILE	082415	SHEET	SCALE	N/A	SIZE A 2233